

SMART Program Budget Activity Report

Completed and Meets Standard Projects Detail Schedule for Quarter Ended March 31, 2019



GOB Referendum Approved by Voters on 11/4/2014 - 52 Months Since Approval

School/ Project	Original Budget	Current Budget	Prior Years Expenditures	Commitments	Current Year Expenditures	Balance
Perry, Annabel C. Elementary School						
School Choice Enhancement Project Number: P.001766	100,000	100,000	99,645	-	351	4
Peters Elementary School						
Additional Computers to Close Gap Project Number: 093185002	154,000	153,964	153,964	-	-	-
Wireless Network Upgrade and CAT 6 Data Port Upgrade Project Number: 093185003	102,000	55,697	55,697	-	-	-
Music Instruments Project Number: 093185009	50,000	50,000	49,996	-	-	4
Pine Ridge Education Center						
Wireless Network Upgrade and CAT 6 Data Port Upgrade Project Number: 065385003	19,000	18,969	18,969	-	-	-
School Choice Enhancement Project Number: P.001868	100,000	100,000	96,212	3,788	-	-
Pines Lakes Elementary School						
Additional Computers to Close Gap Project Number: 286185002	160,000	159,922	159,922	-	-	-
Wireless Network Upgrade and CAT 6 Data Port Upgrade Project Number: 286185003	81,000	62,460	62,460	-	-	-
Music Instruments Project Number: 286185009	50,000	50,000	43,183	209	6,577	31
Pines Middle School						
Additional Computers to Close Gap Project Number: 188185002	244,000	244,000	244,000	-	-	-

* Project expenditures include, but are not limited to, construction costs, design costs, permitting costs, advertising costs during the planning and procurement phase, equipment, work orders, and Program Management fees.

There may be some additional financial activity on these projects as the final payments are made and all of the purchase orders are closed-out. When the projects are closed-out remaining balances (savings) are reported to the School Board and returned to the Capital Reserve.

This is a budget and expenditure activity report, and is not a construction status report.
The accompanying introduction and notes are an integral part of this budget activity report.



SMART Program Budget Activity Report

Completed and Meets Standard Projects Detail Schedule for Quarter Ended March 31, 2019



GOB Referendum Approved by Voters on 11/4/2014 - 52 Months Since Approval

School/ Project	Original Budget	Current Budget	Prior Years Expenditures	Commitments	Current Year Expenditures	Balance
Pines Middle School						
Wireless Network Upgrade and CAT 6 Data Port Upgrade Project Number: 188185003	18,000	3,056	3,056	-	-	-
Music Instruments Project Number: 188185009	100,000	100,000	99,998	-	-	2
Pinewood Elementary School						
Technology Infrastructure Upgrade Project Number: 281185001	8,000	7,968	7,968	-	-	-
Additional Computers to Close Gap Project Number: 281185002	88,000	87,948	87,948	-	-	-
Wireless Network Upgrade and CAT 6 Data Port Upgrade Project Number: 281185003	104,000	100,374	100,374	-	-	-
Music Instruments Project Number: 281185009	50,000	50,000	42,478	7,516	-	6
Pioneer Middle School						
Technology Infrastructure Upgrade Project Number: 257185001	275,000	111,707	111,707	-	-	-
Additional Computers to Close Gap Project Number: 257185002	263,000	262,919	262,919	-	-	-
Wireless Network Upgrade and CAT 6 Data Port Upgrade Project Number: 257185003	19,000	15,344	15,344	-	-	-
Music Instruments Project Number: 257185009	100,000	100,000	99,639	260	-	101

* Project expenditures include, but are not limited to, construction costs, design costs, permitting costs, advertising costs during the planning and procurement phase, equipment, work orders, and Program Management fees.

There may be some additional financial activity on these projects as the final payments are made and all of the purchase orders are closed-out. When the projects are closed-out remaining balances (savings) are reported to the School Board and returned to the Capital Reserve.

This is a budget and expenditure activity report, and is not a construction status report.
The accompanying introduction and notes are an integral part of this budget activity report.



SMART Program Budget Activity Report

Completed and Meets Standard Projects Detail Schedule for Quarter Ended March 31, 2019



GOB Referendum Approved by Voters on 11/4/2014 - 52 Months Since Approval

School/ Project	Original Budget	Current Budget	Prior Years Expenditures	Commitments	Current Year Expenditures	Balance
Pioneer Middle School						
Track Resurfacing Project Number: p.002093	70,000	70,000	45,111	-	-	24,889
Piper High School						
Technology Infrastructure Upgrade Project Number: 190185001	488,000	287,311	287,311	-	-	-
Additional Computers to Close Gap Project Number: 190185002	460,000	459,936	459,936	-	-	-
Wireless Network Upgrade and CAT 6 Data Port Upgrade Project Number: 190185003	135,000	131,909	131,909	-	-	-
Music Instruments Project Number: 190185009	300,000	300,000	299,891	-	-	109
School Choice Enhancement Project Number: P.001772	100,000	100,000	98,384	-	-	1,616
Weight Room Renovation Project Number: P.002015	121,000	121,000	115,390	-	4,500	1,110
Pivot Charter School						
Charter School Technology Project Number: 532285004	58,443	58,436	58,436	-	-	-
Plantation Elementary School						
Technology Infrastructure Upgrade Project Number: 094185001	8,000	7,968	7,968	-	-	-
Additional Computers to Close Gap Project Number: 094185002	92,000	91,877	91,877	-	-	-

* Project expenditures include, but are not limited to, construction costs, design costs, permitting costs, advertising costs during the planning and procurement phase, equipment, work orders, and Program Management fees.

There may be some additional financial activity on these projects as the final payments are made and all of the purchase orders are closed-out. When the projects are closed-out remaining balances (savings) are reported to the School Board and returned to the Capital Reserve.

This is a budget and expenditure activity report, and is not a construction status report.
The accompanying introduction and notes are an integral part of this budget activity report.



SMART Program Budget Activity Report

Completed and Meets Standard Projects Detail Schedule for Quarter Ended March 31, 2019



GOB Referendum Approved by Voters on 11/4/2014 - 52 Months Since Approval

School/ Project	Original Budget	Current Budget	Prior Years Expenditures	Commitments	Current Year Expenditures	Balance
Plantation Elementary School						
Wireless Network Upgrade and CAT 6 Data Port Upgrade Project Number: 094185003	88,000	80,882	80,882	-	-	-
Music Instruments Project Number: 094185009	50,000	50,000	43,608	6,278	113	1
Plantation High School						
Technology Infrastructure Upgrade Project Number: 145185001	9,000	-	-	-	-	-
Additional Computers to Close Gap Project Number: 145185002	503,000	502,967	502,967	-	-	-
Wireless Network Upgrade and CAT 6 Data Port Upgrade Project Number: 145185003	237,000	152,710	152,710	-	-	-
Music Instruments Project Number: 145185009	300,000	300,000	277,072	22,928	-	-
Track Resurfacing Project Number: P.002033	300,000	300,000	199,677	-	-	100,323
Weight Room Renovation Project Number: P.002151	121,000	121,000	-	-	120,655	345
Plantation Middle School						
Technology Infrastructure Upgrade Project Number: 055185001	2,000	1,999	1,999	-	-	-
Additional Computers to Close Gap Project Number: 055185002	139,000	138,951	138,951	-	-	-

* Project expenditures include, but are not limited to, construction costs, design costs, permitting costs, advertising costs during the planning and procurement phase, equipment, work orders, and Program Management fees.

There may be some additional financial activity on these projects as the final payments are made and all of the purchase orders are closed-out. When the projects are closed-out remaining balances (savings) are reported to the School Board and returned to the Capital Reserve.

This is a budget and expenditure activity report, and is not a construction status report.
The accompanying introduction and notes are an integral part of this budget activity report.



SMART Program Budget Activity Report

Completed and Meets Standard Projects Detail Schedule for Quarter Ended March 31, 2019



GOB Referendum Approved by Voters on 11/4/2014 - 52 Months Since Approval

School/ Project	Original Budget	Current Budget	Prior Years Expenditures	Commitments	Current Year Expenditures	Balance
Plantation Middle School						
Wireless Network Upgrade and CAT 6 Data Port Upgrade Project Number: 055185003	138,000	101,498	101,498	-	-	-
Music Instruments Project Number: 055185009	100,000	100,000	99,738	-	-	262
Plantation Park Elementary School						
Technology Infrastructure Upgrade Project Number: 125185001	47,000	36,217	36,217	-	-	-
Additional Computers to Close Gap Project Number: 125185002	90,000	89,950	89,950	-	-	-
Wireless Network Upgrade and CAT 6 Data Port Upgrade Project Number: 125185003	72,000	43,446	43,446	-	-	-
Music Instruments Project Number: 125185009	50,000	50,000	32,367	7,991	9,464	178
Pompano Beach Elementary School						
Additional Computers to Close Gap Project Number: 075185002	133,000	132,926	132,926	-	-	-
Wireless Network Upgrade and CAT 6 Data Port Upgrade Project Number: 075185003	72,000	48,540	48,540	-	-	-
Music Instruments Project Number: 075185009	50,000	50,000	47,994	1,595	68	343
School Choice Enhancement Project Number: P.001804	100,000	100,000	99,891	-	-	109

* Project expenditures include, but are not limited to, construction costs, design costs, permitting costs, advertising costs during the planning and procurement phase, equipment, work orders, and Program Management fees.

There may be some additional financial activity on these projects as the final payments are made and all of the purchase orders are closed-out. When the projects are closed-out remaining balances (savings) are reported to the School Board and returned to the Capital Reserve.

This is a budget and expenditure activity report, and is not a construction status report.
The accompanying introduction and notes are an integral part of this budget activity report.



SMART Program Budget Activity Report

Completed and Meets Standard Projects Detail Schedule for Quarter Ended March 31, 2019



GOB Referendum Approved by Voters on 11/4/2014 - 52 Months Since Approval

School/ Project	Original Budget	Current Budget	Prior Years Expenditures	Commitments	Current Year Expenditures	Balance
Pompano Beach High School						
Technology Infrastructure Upgrade Project Number: 018585001	255,000	140,357	140,357	-	-	-
Additional Computers to Close Gap Project Number: 018585002	209,000	208,999	208,999	-	-	-
Wireless Network Upgrade and CAT 6 Data Port Upgrade Project Number: 018585003	22,000	20,979	20,979	-	-	-
Music Instruments Project Number: 018585009	300,000	300,000	299,993	-	-	7
Track Resurfacing Project Number: P.002052	300,000	300,000	284,145	1,908	-	13,947
Weight Room Renovation Project Number: p.002160	121,000	121,000	-	-	120,963	37
Pompano Beach Middle School						
Additional Computers to Close Gap Project Number: 002185002	170,000	169,889	169,889	-	-	-
Wireless Network Upgrade and CAT 6 Data Port Upgrade Project Number: 002185003	123,000	72,632	72,632	-	-	-
Music Instruments Project Number: 002185009	100,000	100,000	-	-	-	100,000
School Choice Enhancement Project Number: P.001747	100,000	100,000	99,975	-	-	25
Quiet Waters Elementary School						
Technology Infrastructure Upgrade Project Number: 312185001	153,000	71,399	71,399	-	-	-

* Project expenditures include, but are not limited to, construction costs, design costs, permitting costs, advertising costs during the planning and procurement phase, equipment, work orders, and Program Management fees.

There may be some additional financial activity on these projects as the final payments are made and all of the purchase orders are closed-out. When the projects are closed-out remaining balances (savings) are reported to the School Board and returned to the Capital Reserve.

This is a budget and expenditure activity report, and is not a construction status report.
The accompanying introduction and notes are an integral part of this budget activity report.



SMART Program Budget Activity Report

Completed and Meets Standard Projects Detail Schedule for Quarter Ended March 31, 2019



GOB Referendum Approved by Voters on 11/4/2014 - 52 Months Since Approval

School/ Project	Original Budget	Current Budget	Prior Years Expenditures	Commitments	Current Year Expenditures	Balance
Quiet Waters Elementary School						
Additional Computers to Close Gap Project Number: 312185002	257,000	256,981	256,981	-	-	-
Wireless Network Upgrade and CAT 6 Data Port Upgrade Project Number: 312185003	72,000	-	-	-	-	-
Music Instruments Project Number: 312185009	50,000	50,000	31,618	7,024	4,208	7,150
Ramblewood Elementary School						
Technology Infrastructure Upgrade Project Number: 272185001	17,000	6,871	6,871	-	-	-
Additional Computers to Close Gap Project Number: 272185002	179,000	178,862	178,862	-	-	-
Wireless Network Upgrade and CAT 6 Data Port Upgrade Project Number: 272185003	106,000	60,764	60,764	-	-	-
Music Instruments Project Number: 272185009	50,000	50,000	43,721	6,278	-	1
Ramblewood Middle School						
Technology Infrastructure Upgrade Project Number: 271185001	170,000	153,282	153,282	-	-	-
Additional Computers to Close Gap Project Number: 271185002	183,000	182,825	182,825	-	-	-
Wireless Network Upgrade and CAT 6 Data Port Upgrade Project Number: 271185003	68,000	66,413	66,413	-	-	-

* Project expenditures include, but are not limited to, construction costs, design costs, permitting costs, advertising costs during the planning and procurement phase, equipment, work orders, and Program Management fees.

There may be some additional financial activity on these projects as the final payments are made and all of the purchase orders are closed-out. When the projects are closed-out remaining balances (savings) are reported to the School Board and returned to the Capital Reserve.

This is a budget and expenditure activity report, and is not a construction status report.
The accompanying introduction and notes are an integral part of this budget activity report.



SMART Program Budget Activity Report

Completed and Meets Standard Projects Detail Schedule for Quarter Ended March 31, 2019



GOB Referendum Approved by Voters on 11/4/2014 - 52 Months Since Approval

School/ Project	Original Budget	Current Budget	Prior Years Expenditures	Commitments	Current Year Expenditures	Balance
Ramblewood Middle School						
Music Instruments Project Number: 271185009	100,000	100,000	99,993	-	-	7
School Choice Enhancement Project Number: P.001945	100,000	100,000	77,700	-	22,300	-
Renaissance Charter Middle School at Pines						
Charter School Technology Project Number: 501485004	69,233	69,233	69,233	-	-	-
Renaissance Charter School of Plantation						
Charter School Technology Project Number: 502385004	301,209	301,202	301,202	-	-	-
Renaissance Charter School at Cooper City						
Charter School Technology Project Number: 504985004	361,151	361,144	361,144	-	-	-
Renaissance Charter School at University						
Charter School Technology Project Number: 504885004	430,084	430,084	430,084	-	-	-
Renaissance Charter School of Coral Springs						
Charter School Technology Project Number: 502085004	445,968	445,891	445,891	-	-	-
Renaissance Charter Schools at Pines						
Charter School Technology Project Number: 571085004	246,062	246,057	246,057	-	-	-
Rickards, James S. Middle School						
Technology Infrastructure Upgrade Project Number: 212185001	17,000	14,526	14,526	-	-	-

* Project expenditures include, but are not limited to, construction costs, design costs, permitting costs, advertising costs during the planning and procurement phase, equipment, work orders, and Program Management fees.

There may be some additional financial activity on these projects as the final payments are made and all of the purchase orders are closed-out. When the projects are closed-out remaining balances (savings) are reported to the School Board and returned to the Capital Reserve.

This is a budget and expenditure activity report, and is not a construction status report.
The accompanying introduction and notes are an integral part of this budget activity report.



SMART Program Budget Activity Report

Completed and Meets Standard Projects Detail Schedule for Quarter Ended March 31, 2019



GOB Referendum Approved by Voters on 11/4/2014 - 52 Months Since Approval

School/ Project	Original Budget	Current Budget	Prior Years Expenditures	Commitments	Current Year Expenditures	Balance
Rickards, James S. Middle School						
Additional Computers to Close Gap Project Number: 212185002	200,000	199,887	199,887	-	-	-
Wireless Network Upgrade and CAT 6 Data Port Upgrade Project Number: 212185003	106,000	93,395	89,387	-	-	4,008
RISE Academy School of Science and Technology						
Charter School Technology Project Number: 542085004	82,420	82,405	82,405	-	-	-
Riverglades Elementary School						
Technology Infrastructure Upgrade Project Number: 289185001	143,000	63,958	63,958	-	-	-
Additional Computers to Close Gap Project Number: 289185002	165,000	164,983	164,983	-	-	-
Wireless Network Upgrade and CAT 6 Data Port Upgrade Project Number: 289185003	59,000	-	-	-	-	-
Music Instruments Project Number: 289185009	50,000	50,000	43,721	6,278	-	1
Riverland Elementary School						
Additional Computers to Close Gap Project Number: 015185002	122,000	121,975	121,975	-	-	-
Wireless Network Upgrade and CAT 6 Data Port Upgrade Project Number: 015185003	44,000	33,357	33,357	-	-	-

* Project expenditures include, but are not limited to, construction costs, design costs, permitting costs, advertising costs during the planning and procurement phase, equipment, work orders, and Program Management fees.

There may be some additional financial activity on these projects as the final payments are made and all of the purchase orders are closed-out. When the projects are closed-out remaining balances (savings) are reported to the School Board and returned to the Capital Reserve.

This is a budget and expenditure activity report, and is not a construction status report.
The accompanying introduction and notes are an integral part of this budget activity report.



SMART Program Budget Activity Report

Completed and Meets Standard Projects Detail Schedule for Quarter Ended March 31, 2019



GOB Referendum Approved by Voters on 11/4/2014 - 52 Months Since Approval

School/ Project	Original Budget	Current Budget	Prior Years Expenditures	Commitments	Current Year Expenditures	Balance
Riverland Elementary School						
Music Instruments Project Number: 015185009	50,000	50,000	49,890	-	-	110
Riverside Elementary School						
Technology Infrastructure Upgrade Project Number: 303185001	144,000	14,224	14,224	-	-	-
Additional Computers to Close Gap Project Number: 303185002	124,000	123,902	123,902	-	-	-
Wireless Network Upgrade and CAT 6 Data Port Upgrade Project Number: 303185003	63,000	4,834	4,834	-	-	-
Music Instruments Project Number: 303185009	50,000	50,000	18,926	-	31,073	1
Rock Island Elementary School						
Additional Computers to Close Gap Project Number: 370185002	88,000	87,992	87,992	-	-	-
Wireless Network Upgrade and CAT 6 Data Port Upgrade Project Number: 370185003	27,000	26,615	26,615	-	-	-
School Choice Enhancement Project Number: P.001755	100,000	100,000	98,996	-	990	14
Royal Palm Elementary School						
Technology Infrastructure Upgrade Project Number: 185185001	9,000	6,871	6,871	-	-	-
Additional Computers to Close Gap Project Number: 185185002	119,000	118,980	118,980	-	-	-

* Project expenditures include, but are not limited to, construction costs, design costs, permitting costs, advertising costs during the planning and procurement phase, equipment, work orders, and Program Management fees.

There may be some additional financial activity on these projects as the final payments are made and all of the purchase orders are closed-out. When the projects are closed-out remaining balances (savings) are reported to the School Board and returned to the Capital Reserve.

This is a budget and expenditure activity report, and is not a construction status report.
The accompanying introduction and notes are an integral part of this budget activity report.



SMART Program Budget Activity Report

Completed and Meets Standard Projects Detail Schedule for Quarter Ended March 31, 2019



GOB Referendum Approved by Voters on 11/4/2014 - 52 Months Since Approval

School/ Project	Original Budget	Current Budget	Prior Years Expenditures	Commitments	Current Year Expenditures	Balance
Royal Palm Elementary School						
Wireless Network Upgrade and CAT 6 Data Port Upgrade Project Number: 185185003	104,000	62,323	62,323	-	-	-
Music Instruments Project Number: 185185009	50,000	50,000	41,158	7,258	-	1,584
Sanders Park Elementary School						
Additional Computers to Close Gap Project Number: 089185002	116,000	115,835	115,835	-	-	-
Wireless Network Upgrade and CAT 6 Data Port Upgrade Project Number: 089185003	40,000	35,721	35,721	-	-	-
Music Instruments Project Number: 089185009	50,000	50,000	11,643	1,000	37,351	6
Sandpiper Elementary School						
Technology Infrastructure Upgrade Project Number: 306185001	39,000	21,587	21,587	-	-	-
Additional Computers to Close Gap Project Number: 306185002	169,000	168,691	168,691	-	-	-
Wireless Network Upgrade and CAT 6 Data Port Upgrade Project Number: 306185003	58,000	46,172	46,172	-	-	-
Music Instruments Project Number: 306185009	50,000	50,000	43,166	-	6,278	556
School Choice Enhancement Project Number: P.001707	100,000	100,000	15,009	2,119	82,811	61

* Project expenditures include, but are not limited to, construction costs, design costs, permitting costs, advertising costs during the planning and procurement phase, equipment, work orders, and Program Management fees.

There may be some additional financial activity on these projects as the final payments are made and all of the purchase orders are closed-out. When the projects are closed-out remaining balances (savings) are reported to the School Board and returned to the Capital Reserve.

This is a budget and expenditure activity report, and is not a construction status report.
The accompanying introduction and notes are an integral part of this budget activity report.



SMART Program Budget Activity Report

Completed and Meets Standard Projects Detail Schedule for Quarter Ended March 31, 2019



GOB Referendum Approved by Voters on 11/4/2014 - 52 Months Since Approval

School/ Project	Original Budget	Current Budget	Prior Years Expenditures	Commitments	Current Year Expenditures	Balance
Sawgrass Elementary School						
Technology Infrastructure Upgrade Project Number: 340185001	91,000	49,079	49,079	-	-	-
Additional Computers to Close Gap Project Number: 340185002	194,000	193,950	193,950	-	-	-
Wireless Network Upgrade and CAT 6 Data Port Upgrade Project Number: 340185003	116,000	81,827	81,827	-	-	-
Music Instruments Project Number: 340185009	50,000	50,000	49,960	-	40	-
Sawgrass Springs Middle School						
Technology Infrastructure Upgrade Project Number: 343185001	200,000	92,568	92,568	-	-	-
Additional Computers to Close Gap Project Number: 343185002	188,000	187,997	187,997	-	-	-
Wireless Network Upgrade and CAT 6 Data Port Upgrade Project Number: 343185003	73,000	71,249	71,249	-	-	-
Music Instruments Project Number: 343185009	100,000	100,000	99,995	-	-	5
School Choice Enhancement Project Number: P.001963	100,000	100,000	99,996	-	-	4
Sea Castle Elementary School						
Technology Infrastructure Upgrade Project Number: 287185001	26,000	20,781	20,781	-	-	-

* Project expenditures include, but are not limited to, construction costs, design costs, permitting costs, advertising costs during the planning and procurement phase, equipment, work orders, and Program Management fees.

There may be some additional financial activity on these projects as the final payments are made and all of the purchase orders are closed-out. When the projects are closed-out remaining balances (savings) are reported to the School Board and returned to the Capital Reserve.

This is a budget and expenditure activity report, and is not a construction status report.
The accompanying introduction and notes are an integral part of this budget activity report.



SMART Program Budget Activity Report

Completed and Meets Standard Projects Detail Schedule for Quarter Ended March 31, 2019



GOB Referendum Approved by Voters on 11/4/2014 - 52 Months Since Approval

School/ Project	Original Budget	Current Budget	Prior Years Expenditures	Commitments	Current Year Expenditures	Balance
Sea Castle Elementary School						
Additional Computers to Close Gap Project Number: 287185002	162,000	161,980	161,980	-	-	-
Wireless Network Upgrade and CAT 6 Data Port Upgrade Project Number: 287185003	111,000	72,206	72,206	-	-	-
Music Instruments Project Number: 287185009	50,000	50,000	18,602	6,278	24,795	325
School Choice Enhancement Project Number: P.001799	100,000	100,000	98,744	1,064	175	17
Seagull Alternative High School						
Technology Infrastructure Upgrade Project Number: 060185001	26,000	4,081	4,081	-	-	-
Wireless Network Upgrade and CAT 6 Data Port Upgrade Project Number: 060185003	100,000	65,631	65,630	-	-	1
Seminole Middle School						
Technology Infrastructure Upgrade Project Number: 189185001	196,000	161,685	161,685	-	-	-
Additional Computers to Close Gap Project Number: 189185002	204,000	203,869	203,869	-	-	-
Wireless Network Upgrade and CAT 6 Data Port Upgrade Project Number: 189185003	56,000	50,606	50,606	-	-	-
Music Instruments Project Number: 189185009	100,000	100,000	99,990	-	-	10

* Project expenditures include, but are not limited to, construction costs, design costs, permitting costs, advertising costs during the planning and procurement phase, equipment, work orders, and Program Management fees.

There may be some additional financial activity on these projects as the final payments are made and all of the purchase orders are closed-out. When the projects are closed-out remaining balances (savings) are reported to the School Board and returned to the Capital Reserve.

This is a budget and expenditure activity report, and is not a construction status report.
The accompanying introduction and notes are an integral part of this budget activity report.



SMART Program Budget Activity Report

Completed and Meets Standard Projects Detail Schedule for Quarter Ended March 31, 2019



GOB Referendum Approved by Voters on 11/4/2014 - 52 Months Since Approval

School/ Project	Original Budget	Current Budget	Prior Years Expenditures	Commitments	Current Year Expenditures	Balance
Seminole Middle School						
Track Resurfacing Project Number: p.002094	70,000	70,000	45,100	-	-	24,900
School Choice Enhancement Project Number: P.002234	100,000	100,000	-	66	89,824	10,110
Sheridan Hills Elementary School						
Additional Computers to Close Gap Project Number: 181185002	115,000	114,944	114,944	-	-	-
Wireless Network Upgrade and CAT 6 Data Port Upgrade Project Number: 181185003	68,000	61,030	61,030	-	-	-
Music Instruments Project Number: 181185009	50,000	50,000	43,449	272	6,278	1
School Choice Enhancement Project Number: P.001840	100,000	100,000	85,591	-	14,200	209
Sheridan Park Elementary School						
Technology Infrastructure Upgrade Project Number: 132185001	17,000	11,501	11,501	-	-	-
Additional Computers to Close Gap Project Number: 132185002	184,000	183,857	183,857	-	-	-
Wireless Network Upgrade and CAT 6 Data Port Upgrade Project Number: 132185003	99,000	54,785	54,785	-	-	-
Music Instruments Project Number: 132185009	50,000	50,000	22,741	6,593	20,663	3

* Project expenditures include, but are not limited to, construction costs, design costs, permitting costs, advertising costs during the planning and procurement phase, equipment, work orders, and Program Management fees.

There may be some additional financial activity on these projects as the final payments are made and all of the purchase orders are closed-out. When the projects are closed-out remaining balances (savings) are reported to the School Board and returned to the Capital Reserve.

This is a budget and expenditure activity report, and is not a construction status report.
The accompanying introduction and notes are an integral part of this budget activity report.



SMART Program Budget Activity Report

Completed and Meets Standard Projects Detail Schedule for Quarter Ended March 31, 2019



GOB Referendum Approved by Voters on 11/4/2014 - 52 Months Since Approval

School/ Project	Original Budget	Current Budget	Prior Years Expenditures	Commitments	Current Year Expenditures	Balance
Sheridan Technical Center						
Technology Infrastructure Upgrade Project Number: 105185001	364,000	360,680	360,680	-	-	-
Wireless Network Upgrade and CAT 6 Data Port Upgrade Project Number: 105185003	92,000	91,999	91,999	-	-	-
Sheridan Technical High School						
Wireless Network Upgrade and CAT 6 Data Port Upgrade Project Number: 042285003	40,000	34,038	34,038	-	-	-
Silver Lakes Elementary School						
Technology Infrastructure Upgrade Project Number: 337185001	134,000	84,626	84,626	-	-	-
Additional Computers to Close Gap Project Number: 337185002	158,000	157,944	157,944	-	-	-
Wireless Network Upgrade and CAT 6 Data Port Upgrade Project Number: 337185003	95,000	58,044	58,044	-	-	-
Music Instruments Project Number: 337185009	50,000	50,000	36,492	12,677	228	603
Silver Lakes Middle School						
Technology Infrastructure Upgrade Project Number: 297185001	17,000	3,224	3,224	-	-	-
Additional Computers to Close Gap Project Number: 297185002	65,000	64,969	64,969	-	-	-

* Project expenditures include, but are not limited to, construction costs, design costs, permitting costs, advertising costs during the planning and procurement phase, equipment, work orders, and Program Management fees.

There may be some additional financial activity on these projects as the final payments are made and all of the purchase orders are closed-out. When the projects are closed-out remaining balances (savings) are reported to the School Board and returned to the Capital Reserve.

This is a budget and expenditure activity report, and is not a construction status report.
The accompanying introduction and notes are an integral part of this budget activity report.



SMART Program Budget Activity Report

Completed and Meets Standard Projects Detail Schedule for Quarter Ended March 31, 2019



GOB Referendum Approved by Voters on 11/4/2014 - 52 Months Since Approval

School/ Project	Original Budget	Current Budget	Prior Years Expenditures	Commitments	Current Year Expenditures	Balance
Silver Lakes Middle School						
Wireless Network Upgrade and CAT 6 Data Port Upgrade Project Number: 297185003	67,000	41,699	41,699	-	-	-
Music Instruments Project Number: 297185009	100,000	100,000	99,862	-	-	138
Silver Palms Elementary School						
Technology Infrastructure Upgrade Project Number: 349185001	123,000	65,648	65,648	-	-	-
Additional Computers to Close Gap Project Number: 349185002	206,000	205,848	205,848	-	-	-
Wireless Network Upgrade and CAT 6 Data Port Upgrade Project Number: 349185003	54,000	1,881	1,881	-	-	-
Music Instruments Project Number: 349185009	50,000	50,000	18,710	6,494	24,795	1
Silver Ridge Elementary School						
Technology Infrastructure Upgrade Project Number: 308185001	95,000	44,397	44,397	-	-	-
Additional Computers to Close Gap Project Number: 308185002	260,000	259,931	259,931	-	-	-
Wireless Network Upgrade and CAT 6 Data Port Upgrade Project Number: 308185003	109,000	61,787	61,787	-	-	-
Music Instruments Project Number: 308185009	50,000	50,000	49,477	243	280	-

* Project expenditures include, but are not limited to, construction costs, design costs, permitting costs, advertising costs during the planning and procurement phase, equipment, work orders, and Program Management fees.

There may be some additional financial activity on these projects as the final payments are made and all of the purchase orders are closed-out. When the projects are closed-out remaining balances (savings) are reported to the School Board and returned to the Capital Reserve.

This is a budget and expenditure activity report, and is not a construction status report.
The accompanying introduction and notes are an integral part of this budget activity report.



SMART Program Budget Activity Report

Completed and Meets Standard Projects Detail Schedule for Quarter Ended March 31, 2019



GOB Referendum Approved by Voters on 11/4/2014 - 52 Months Since Approval

School/ Project	Original Budget	Current Budget	Prior Years Expenditures	Commitments	Current Year Expenditures	Balance
Silver Ridge Elementary School						
School Choice Enhancement Project Number: P.001957	100,000	100,000	99,989	-	-	11
Silver Shores Elementary School						
Technology Infrastructure Upgrade Project Number: 358185001	30,000	28,821	28,821	-	-	-
Additional Computers to Close Gap Project Number: 358185002	83,000	82,976	82,976	-	-	-
Wireless Network Upgrade and CAT 6 Data Port Upgrade Project Number: 358185003	82,000	81,990	81,990	-	-	-
Music Instruments Project Number: 358185009	50,000	50,000	18,889	31,073	-	38
School Choice Enhancement Project Number: P.001706	100,000	100,000	38,374	8,386	52,817	423
Silver Trail Middle School						
Technology Infrastructure Upgrade Project Number: 333185001	251,000	198,353	198,353	-	-	-
Additional Computers to Close Gap Project Number: 333185002	316,000	315,943	315,943	-	-	-
Wireless Network Upgrade and CAT 6 Data Port Upgrade Project Number: 333185003	78,000	47,109	47,109	-	-	0
Music Instruments Project Number: 333185009	100,000	100,000	99,999	-	-	1

* Project expenditures include, but are not limited to, construction costs, design costs, permitting costs, advertising costs during the planning and procurement phase, equipment, work orders, and Program Management fees.

There may be some additional financial activity on these projects as the final payments are made and all of the purchase orders are closed-out. When the projects are closed-out remaining balances (savings) are reported to the School Board and returned to the Capital Reserve.

This is a budget and expenditure activity report, and is not a construction status report.
The accompanying introduction and notes are an integral part of this budget activity report.



SMART Program Budget Activity Report

Completed and Meets Standard Projects Detail Schedule for Quarter Ended March 31, 2019



GOB Referendum Approved by Voters on 11/4/2014 - 52 Months Since Approval

School/ Project	Original Budget	Current Budget	Prior Years Expenditures	Commitments	Current Year Expenditures	Balance
Silver Trail Middle School						
Re-roofing of bldg. 2, section C & D Project Number: P.001650	-	605,000	194,553	80	-	410,367
School Choice Enhancement Project Number: P.001795	100,000	100,000	76,999	-	23,001	-
Somerset Academy Charter Conservatory High						
Charter School Technology Project Number: 539685004	35,665	35,656	35,656	-	-	-
Somerset Academy Charter High School Miramar Campus						
Charter School Technology Project Number: 500785004	84,219	84,214	84,214	-	-	-
Somerset Academy Charter School Miramar						
Charter School Technology Project Number: 540585004	193,613	193,605	193,605	-	-	-
Somerset Academy Davie Charter School						
Charter School Technology Project Number: 521185004	45,256	45,251	45,251	-	-	-
Somerset Academy East Preparatory						
Charter School Technology Project Number: 539185004	87,515	87,511	87,511	-	-	-
Somerset Academy Elementary						
Charter School Technology Project Number: 514185004	280,529	280,507	280,507	-	-	-
Somerset Academy High						
Charter School Technology Project Number: 522185004	329,381	329,375	329,375	-	-	-

* Project expenditures include, but are not limited to, construction costs, design costs, permitting costs, advertising costs during the planning and procurement phase, equipment, work orders, and Program Management fees.

There may be some additional financial activity on these projects as the final payments are made and all of the purchase orders are closed-out. When the projects are closed-out remaining balances (savings) are reported to the School Board and returned to the Capital Reserve.

This is a budget and expenditure activity report, and is not a construction status report.
The accompanying introduction and notes are an integral part of this budget activity report.



SMART Program Budget Activity Report

Completed and Meets Standard Projects Detail Schedule for Quarter Ended March 31, 2019



GOB Referendum Approved by Voters on 11/4/2014 - 52 Months Since Approval

School/ Project	Original Budget	Current Budget	Prior Years Expenditures	Commitments	Current Year Expenditures	Balance
Somerset Academy Hollywood						
Charter School Technology Project Number: 538785004	17,083	17,080	17,080	-	-	-
Somerset Academy Hollywood Middle School						
Charter School Technology Project Number: 541985004	3,297	3,293	3,293	-	-	-
Somerset Academy Middle						
Charter School Technology Project Number: 515185004	249,059	249,055	249,055	-	-	-
Somerset Academy Miramar Middle						
Charter School Technology Project Number: 540685004	131,573	131,539	131,539	-	-	-
Somerset Academy Neighborhood						
Charter School Technology Project Number: 502185004	158,247	158,237	158,237	-	-	-
Somerset Academy Pompano						
Charter School Technology Project Number: 538885004	49,452	49,451	49,451	-	-	-
Somerset Academy Pompano Middle						
Charter School Technology Project Number: 541385004	6,893	6,885	6,885	-	-	-
Somerset Academy Village Charter Middle School						
Charter School Technology Project Number: 500285004	33,268	33,265	33,265	-	-	-

* Project expenditures include, but are not limited to, construction costs, design costs, permitting costs, advertising costs during the planning and procurement phase, equipment, work orders, and Program Management fees.

There may be some additional financial activity on these projects as the final payments are made and all of the purchase orders are closed-out. When the projects are closed-out remaining balances (savings) are reported to the School Board and returned to the Capital Reserve.

This is a budget and expenditure activity report, and is not a construction status report.
The accompanying introduction and notes are an integral part of this budget activity report.



SMART Program Budget Activity Report

Completed and Meets Standard Projects Detail Schedule for Quarter Ended March 31, 2019



GOB Referendum Approved by Voters on 11/4/2014 - 52 Months Since Approval

School/ Project	Original Budget	Current Budget	Prior Years Expenditures	Commitments	Current Year Expenditures	Balance
Somerset Charter Academy @ North Lauderdale						
Charter School Technology Project Number: 500385004	212,794	212,787	212,787	-	-	-
Somerset Miramar South						
Charter School Technology Project Number: 505485004	31,470	31,469	31,469	-	-	-
Somerset Pines Academy						
Charter School Technology Project Number: 503085004	146,558	146,548	146,548	-	-	-
Somerset Prep Charter High Broward Campus						
Charter School Technology Project Number: 500685004	66,835	66,831	66,831	-	-	-
Somerset Preparatory Charter Middle School						
Charter School Technology Project Number: 544185004	101,002	100,993	100,993	-	-	-
Somerset Village Academy						
Charter School Technology Project Number: 500485004	74,328	74,319	74,319	-	-	-
South Broward High School						
Additional Computers to Close Gap Project Number: 017185002	421,000	420,995	420,995	-	-	-
Wireless Network Upgrade and CAT 6 Data Port Upgrade Project Number: 017185003	181,000	159,681	159,681	-	-	-
Weight Room Renovation Project Number: p.002023	121,000	121,000	120,176	-	-	824

* Project expenditures include, but are not limited to, construction costs, design costs, permitting costs, advertising costs during the planning and procurement phase, equipment, work orders, and Program Management fees.

There may be some additional financial activity on these projects as the final payments are made and all of the purchase orders are closed-out. When the projects are closed-out remaining balances (savings) are reported to the School Board and returned to the Capital Reserve.

This is a budget and expenditure activity report, and is not a construction status report.
The accompanying introduction and notes are an integral part of this budget activity report.



SMART Program Budget Activity Report

Completed and Meets Standard Projects Detail Schedule for Quarter Ended March 31, 2019



GOB Referendum Approved by Voters on 11/4/2014 - 52 Months Since Approval

School/ Project	Original Budget	Current Budget	Prior Years Expenditures	Commitments	Current Year Expenditures	Balance
South Plantation High School						
Technology Infrastructure Upgrade Project Number: 235185001	371,000	238,150	238,150	-	-	-
Additional Computers to Close Gap Project Number: 235185002	549,000	548,915	548,915	-	-	-
Wireless Network Upgrade and CAT 6 Data Port Upgrade Project Number: 235185003	122,000	117,876	117,876	-	-	-
Music Instruments Project Number: 235185009	300,000	300,000	299,991	-	-	9
Weight Room Renovation Project Number: p.002161	121,000	121,000	-	-	120,645	355
Stephen Foster Elementary School						
Additional Computers to Close Gap Project Number: 092185002	49,000	48,913	48,913	-	-	-
Wireless Network Upgrade and CAT 6 Data Port Upgrade Project Number: 092185003	82,000	74,617	74,617	-	-	-
Music Instruments Project Number: 092185009	50,000	50,000	48,601	-	845	554
Stirling Elementary School						
Additional Computers to Close Gap Project Number: 069185002	198,000	197,883	197,883	-	-	-
Wireless Network Upgrade and CAT 6 Data Port Upgrade Project Number: 069185003	84,000	57,716	57,716	-	-	-

* Project expenditures include, but are not limited to, construction costs, design costs, permitting costs, advertising costs during the planning and procurement phase, equipment, work orders, and Program Management fees.

There may be some additional financial activity on these projects as the final payments are made and all of the purchase orders are closed-out. When the projects are closed-out remaining balances (savings) are reported to the School Board and returned to the Capital Reserve.

This is a budget and expenditure activity report, and is not a construction status report.
The accompanying introduction and notes are an integral part of this budget activity report.



SMART Program Budget Activity Report

Completed and Meets Standard Projects Detail Schedule for Quarter Ended March 31, 2019



GOB Referendum Approved by Voters on 11/4/2014 - 52 Months Since Approval

School/ Project	Original Budget	Current Budget	Prior Years Expenditures	Commitments	Current Year Expenditures	Balance
Stirling Elementary School						
Music Instruments Project Number: 069185009	50,000	50,000	50,000	-	-	-
School Choice Enhancement Project Number: P.001962	100,000	100,000	99,885	-	-	115
Stoneman Douglas High School						
Technology Infrastructure Upgrade Project Number: 301185001	441,000	335,493	335,493	-	-	-
Additional Computers to Close Gap Project Number: 301185002	830,000	829,903	829,903	-	-	-
Wireless Network Upgrade and CAT 6 Data Port Upgrade Project Number: 301185003	38,000	26,755	26,755	-	-	-
Music Instruments Project Number: 301185009	300,000	300,000	300,000	-	-	-
Weight Room Renovation Project Number: p.002162	121,000	121,000	-	-	120,995	5
Stranahan High School						
Technology Infrastructure Upgrade Project Number: 021185001	8,000	4,812	4,812	-	-	-
Additional Computers to Close Gap Project Number: 021185002	305,000	304,903	304,903	-	-	-
Wireless Network Upgrade and CAT 6 Data Port Upgrade Project Number: 021185003	230,000	154,519	154,519	-	-	-
Music Instruments Project Number: 021185009	100,000	100,000	93,724	-	-	6,276

* Project expenditures include, but are not limited to, construction costs, design costs, permitting costs, advertising costs during the planning and procurement phase, equipment, work orders, and Program Management fees.

There may be some additional financial activity on these projects as the final payments are made and all of the purchase orders are closed-out. When the projects are closed-out remaining balances (savings) are reported to the School Board and returned to the Capital Reserve.

This is a budget and expenditure activity report, and is not a construction status report.
The accompanying introduction and notes are an integral part of this budget activity report.



SMART Program Budget Activity Report

Completed and Meets Standard Projects Detail Schedule for Quarter Ended March 31, 2019



GOB Referendum Approved by Voters on 11/4/2014 - 52 Months Since Approval

School/ Project	Original Budget	Current Budget	Prior Years Expenditures	Commitments	Current Year Expenditures	Balance
Stranahan High School						
Weight Room Renovation Project Number: P.001995	121,000	121,000	113,559	-	-	7,441
Track Resurfacing Project Number: p.002107	300,000	300,000	300,000	-	-	-
SunEd High School						
Charter School Technology Project Number: 506085004	107,296	107,283	107,283	-	-	-
Sunland Park Academy						
Additional Computers to Close Gap Project Number: 061185002	29,000	28,768	28,768	-	-	-
Wireless Network Upgrade and CAT 6 Data Port Upgrade Project Number: 061185003	26,000	25,850	25,850	-	-	-
Music Instruments Project Number: 061185009	50,000	50,000	39,337	229	10,434	-
School Choice Enhancement Project Number: P.001928	100,000	100,000	98,160	146	1,579	115
Sunrise Middle School						
Additional Computers to Close Gap Project Number: 025185002	185,000	184,884	184,884	-	-	-
Wireless Network Upgrade and CAT 6 Data Port Upgrade Project Number: 025185003	132,000	129,428	129,428	-	-	-
Music Instruments Project Number: 025185009	100,000	100,000	99,999	-	-	1

* Project expenditures include, but are not limited to, construction costs, design costs, permitting costs, advertising costs during the planning and procurement phase, equipment, work orders, and Program Management fees.

There may be some additional financial activity on these projects as the final payments are made and all of the purchase orders are closed-out. When the projects are closed-out remaining balances (savings) are reported to the School Board and returned to the Capital Reserve.

This is a budget and expenditure activity report, and is not a construction status report.
The accompanying introduction and notes are an integral part of this budget activity report.



SMART Program Budget Activity Report

Completed and Meets Standard Projects Detail Schedule for Quarter Ended March 31, 2019



GOB Referendum Approved by Voters on 11/4/2014 - 52 Months Since Approval

School/ Project	Original Budget	Current Budget	Prior Years Expenditures	Commitments	Current Year Expenditures	Balance
Sunset Lakes Elementary School						
Technology Infrastructure Upgrade Project Number: 366185001	9,000	-	-	-	-	-
Additional Computers to Close Gap Project Number: 366185002	195,000	194,803	194,803	-	-	-
Wireless Network Upgrade and CAT 6 Data Port Upgrade Project Number: 366185003	82,000	74,850	73,283	-	-	1,567
Music Instruments Project Number: 366185009	50,000	50,000	43,721	-	6,278	1
Sunshine Elementary Charter						
Charter School Technology Project Number: 540085004	86,916	86,895	86,895	-	-	-
Sunshine Elementary School						
Additional Computers to Close Gap Project Number: 117185002	190,000	189,970	189,970	-	-	-
Wireless Network Upgrade and CAT 6 Data Port Upgrade Project Number: 117185003	94,000	60,310	60,310	-	-	-
Music Instruments Project Number: 117185009	50,000	50,000	28,514	12,961	8,523	2
Tamarac Elementary School						
Technology Infrastructure Upgrade Project Number: 262185001	26,000	9,206	9,206	-	-	-
Additional Computers to Close Gap Project Number: 262185002	251,000	250,988	250,988	-	-	-

* Project expenditures include, but are not limited to, construction costs, design costs, permitting costs, advertising costs during the planning and procurement phase, equipment, work orders, and Program Management fees.

There may be some additional financial activity on these projects as the final payments are made and all of the purchase orders are closed-out. When the projects are closed-out remaining balances (savings) are reported to the School Board and returned to the Capital Reserve.

This is a budget and expenditure activity report, and is not a construction status report.
The accompanying introduction and notes are an integral part of this budget activity report.



SMART Program Budget Activity Report

Completed and Meets Standard Projects Detail Schedule for Quarter Ended March 31, 2019



GOB Referendum Approved by Voters on 11/4/2014 - 52 Months Since Approval

School/ Project	Original Budget	Current Budget	Prior Years Expenditures	Commitments	Current Year Expenditures	Balance
Tamarac Elementary School						
Wireless Network Upgrade and CAT 6 Data Port Upgrade Project Number: 262185003	134,000	89,195	89,195	-	-	-
Music Instruments Project Number: 262185009	50,000	50,000	48,961	-	1,038	1
School Choice Enhancement Project Number: P.001761	100,000	100,000	60,922	-	39,016	62
Taravella, J.P. High School						
Technology Infrastructure Upgrade Project Number: 275185001	429,000	289,381	289,381	-	-	-
Additional Computers to Close Gap Project Number: 275185002	788,000	787,980	787,980	-	-	-
Wireless Network Upgrade and CAT 6 Data Port Upgrade Project Number: 275185003	133,000	133,000	133,000	-	-	-
Music Instruments Project Number: 275185009	300,000	300,000	299,999	-	-	1
Track Resurfacing Project Number: p.002106	300,000	300,000	269,796	30,204	-	-
Weight Room Renovation Project Number: P.002156	121,000	121,000	-	-	115,995	5,005
Tedder Elementary School						
Additional Computers to Close Gap Project Number: 057185002	90,000	89,916	89,916	-	-	-
Wireless Network Upgrade and CAT 6 Data Port Upgrade Project Number: 057185003	55,000	53,550	53,550	-	-	-

* Project expenditures include, but are not limited to, construction costs, design costs, permitting costs, advertising costs during the planning and procurement phase, equipment, work orders, and Program Management fees.

There may be some additional financial activity on these projects as the final payments are made and all of the purchase orders are closed-out. When the projects are closed-out remaining balances (savings) are reported to the School Board and returned to the Capital Reserve.

This is a budget and expenditure activity report, and is not a construction status report.
The accompanying introduction and notes are an integral part of this budget activity report.



SMART Program Budget Activity Report

Completed and Meets Standard Projects Detail Schedule for Quarter Ended March 31, 2019



GOB Referendum Approved by Voters on 11/4/2014 - 52 Months Since Approval

School/ Project	Original Budget	Current Budget	Prior Years Expenditures	Commitments	Current Year Expenditures	Balance
Tedder Elementary School						
Music Instruments Project Number: 057185009	50,000	50,000	43,641	6,358	-	1
School Choice Enhancement Project Number: P.001781	100,000	100,000	33,384	1,000	65,615	1
Tequesta Trace Middle School						
Technology Infrastructure Upgrade Project Number: 315185001	166,000	135,139	135,139	-	-	-
Additional Computers to Close Gap Project Number: 315185002	204,000	203,856	203,856	-	-	-
Wireless Network Upgrade and CAT 6 Data Port Upgrade Project Number: 315185003	72,000	61,293	61,293	-	-	-
Music Instruments Project Number: 315185009	100,000	100,000	99,398	598	-	4
The Quest Center						
Additional Computers to Close Gap Project Number: 102185002	22,000	21,932	21,932	-	-	-
Wireless Network Upgrade and CAT 6 Data Port Upgrade Project Number: 102185003	54,000	42,202	42,202	-	-	-
Music Instruments Project Number: 102185009	50,000	50,000	24,032	17,468	7,451	1,049
Thurgood Marshall Elementary School						
Additional Computers to Close Gap Project Number: 329185002	100,000	99,848	99,848	-	-	-

* Project expenditures include, but are not limited to, construction costs, design costs, permitting costs, advertising costs during the planning and procurement phase, equipment, work orders, and Program Management fees.

There may be some additional financial activity on these projects as the final payments are made and all of the purchase orders are closed-out. When the projects are closed-out remaining balances (savings) are reported to the School Board and returned to the Capital Reserve.

This is a budget and expenditure activity report, and is not a construction status report.
The accompanying introduction and notes are an integral part of this budget activity report.



SMART Program Budget Activity Report

Completed and Meets Standard Projects Detail Schedule for Quarter Ended March 31, 2019



GOB Referendum Approved by Voters on 11/4/2014 - 52 Months Since Approval

School/ Project	Original Budget	Current Budget	Prior Years Expenditures	Commitments	Current Year Expenditures	Balance
Thurgood Marshall Elementary School						
Wireless Network Upgrade and CAT 6 Data Port Upgrade Project Number: 329185003	49,000	5,937	5,937	-	-	-
Tradewinds Elementary School						
Technology Infrastructure Upgrade Project Number: 348185001	4,000	3,969	3,969	-	-	-
Additional Computers to Close Gap Project Number: 348185002	314,000	313,806	313,806	-	-	-
Wireless Network Upgrade and CAT 6 Data Port Upgrade Project Number: 348185003	106,000	81,804	81,804	-	-	-
Tropical Elementary School						
Technology Infrastructure Upgrade Project Number: 073185001	66,000	35,375	35,375	-	-	-
Additional Computers to Close Gap Project Number: 073185002	132,000	131,934	131,934	-	-	-
Wireless Network Upgrade and CAT 6 Data Port Upgrade Project Number: 073185003	84,000	60,265	60,265	-	-	-
Music Instruments Project Number: 073185009	50,000	50,000	24,818	24,902	280	-
Village Elementary School						
Additional Computers to Close Gap Project Number: 162185002	181,000	180,991	180,991	-	-	-

* Project expenditures include, but are not limited to, construction costs, design costs, permitting costs, advertising costs during the planning and procurement phase, equipment, work orders, and Program Management fees.

There may be some additional financial activity on these projects as the final payments are made and all of the purchase orders are closed-out. When the projects are closed-out remaining balances (savings) are reported to the School Board and returned to the Capital Reserve.

This is a budget and expenditure activity report, and is not a construction status report.
The accompanying introduction and notes are an integral part of this budget activity report.



SMART Program Budget Activity Report

Completed and Meets Standard Projects Detail Schedule for Quarter Ended March 31, 2019



GOB Referendum Approved by Voters on 11/4/2014 - 52 Months Since Approval

School/ Project	Original Budget	Current Budget	Prior Years Expenditures	Commitments	Current Year Expenditures	Balance
Village Elementary School						
Wireless Network Upgrade and CAT 6 Data Port Upgrade Project Number: 162185003	41,000	41,000	41,000	-	-	-
Music Instruments Project Number: 162185009	50,000	50,000	18,927	24,795	6,278	-
Walker Elementary School						
Additional Computers to Close Gap Project Number: 032185002	69,000	68,849	68,849	-	-	-
Wireless Network Upgrade and CAT 6 Data Port Upgrade Project Number: 032185003	64,000	52,909	52,909	-	-	-
Music Instruments Project Number: 032185009	50,000	50,000	43,998	6,000	-	2
School Choice Enhancement Project Number: P.001771	100,000	100,000	99,804	-	-	196
Watkins Elementary School						
Technology Infrastructure Upgrade Project Number: 051185001	9,000	-	-	-	-	-
Additional Computers to Close Gap Project Number: 051185002	153,000	152,947	152,947	-	-	-
Wireless Network Upgrade and CAT 6 Data Port Upgrade Project Number: 051185003	46,000	38,164	38,164	-	-	-
Music Instruments Project Number: 051185009	50,000	50,000	-	-	-	50,000

* Project expenditures include, but are not limited to, construction costs, design costs, permitting costs, advertising costs during the planning and procurement phase, equipment, work orders, and Program Management fees.

There may be some additional financial activity on these projects as the final payments are made and all of the purchase orders are closed-out. When the projects are closed-out remaining balances (savings) are reported to the School Board and returned to the Capital Reserve.

This is a budget and expenditure activity report, and is not a construction status report.
The accompanying introduction and notes are an integral part of this budget activity report.



SMART Program Budget Activity Report

Completed and Meets Standard Projects Detail Schedule for Quarter Ended March 31, 2019



GOB Referendum Approved by Voters on 11/4/2014 - 52 Months Since Approval

School/ Project	Original Budget	Current Budget	Prior Years Expenditures	Commitments	Current Year Expenditures	Balance
Welleby Elementary School						
Technology Infrastructure Upgrade Project Number: 288185001	82,000	40,322	40,322	-	-	-
Additional Computers to Close Gap Project Number: 288185002	166,000	165,922	165,922	-	-	-
Wireless Network Upgrade and CAT 6 Data Port Upgrade Project Number: 288185003	103,000	63,863	63,863	-	-	-
Music Instruments Project Number: 288185009	50,000	50,000	39,782	108	9,982	128
West Broward High School						
Additional Computers to Close Gap Project Number: 397185002	683,000	682,903	682,903	-	-	-
Wireless Network Upgrade and CAT 6 Data Port Upgrade Project Number: 397185003	83,000	82,949	82,949	-	-	-
Music Instruments Project Number: 397185009	300,000	300,000	299,974	-	-	26
School Choice Enhancement Project Number: P.001717	100,000	100,000	94,314	-	5,587	99
Track Resurfacing Project Number: P.002034	300,000	300,000	291,420	-	-	8,580
Weight Room Renovation Project Number: P.002152	121,000	121,000	-	-	120,997	3
West Hollywood Elementary School						
Additional Computers to Close Gap Project Number: 016185002	141,000	140,855	140,855	-	-	-

* Project expenditures include, but are not limited to, construction costs, design costs, permitting costs, advertising costs during the planning and procurement phase, equipment, work orders, and Program Management fees.

There may be some additional financial activity on these projects as the final payments are made and all of the purchase orders are closed-out. When the projects are closed-out remaining balances (savings) are reported to the School Board and returned to the Capital Reserve.

This is a budget and expenditure activity report, and is not a construction status report.
The accompanying introduction and notes are an integral part of this budget activity report.



SMART Program Budget Activity Report

Completed and Meets Standard Projects Detail Schedule for Quarter Ended March 31, 2019



GOB Referendum Approved by Voters on 11/4/2014 - 52 Months Since Approval

School/ Project	Original Budget	Current Budget	Prior Years Expenditures	Commitments	Current Year Expenditures	Balance
West Hollywood Elementary School						
Wireless Network Upgrade and CAT 6 Data Port Upgrade Project Number: 016185003	39,000	31,224	31,224	-	-	-
Music Instruments Project Number: 016185009	50,000	50,000	34,223	6,278	9,490	9
School Choice Enhancement Project Number: P.001809	100,000	100,000	85,778	-	14,200	22
Westchester Elementary School						
Technology Infrastructure Upgrade Project Number: 268185001	52,000	20,852	20,852	-	-	-
Additional Computers to Close Gap Project Number: 268185002	205,000	204,859	204,859	-	-	-
Wireless Network Upgrade and CAT 6 Data Port Upgrade Project Number: 268185003	123,000	73,998	73,998	-	-	-
Music Instruments Project Number: 268185009	50,000	50,000	49,931	-	-	69
Western High School						
Technology Infrastructure Upgrade Project Number: 283185001	297,000	255,229	255,229	-	-	-
Additional Computers to Close Gap Project Number: 283185002	668,000	667,869	667,869	-	-	-
Wireless Network Upgrade and CAT 6 Data Port Upgrade Project Number: 283185003	141,000	99,055	99,055	-	-	0

* Project expenditures include, but are not limited to, construction costs, design costs, permitting costs, advertising costs during the planning and procurement phase, equipment, work orders, and Program Management fees.

There may be some additional financial activity on these projects as the final payments are made and all of the purchase orders are closed-out. When the projects are closed-out remaining balances (savings) are reported to the School Board and returned to the Capital Reserve.

This is a budget and expenditure activity report, and is not a construction status report.
The accompanying introduction and notes are an integral part of this budget activity report.



SMART Program Budget Activity Report

Completed and Meets Standard Projects Detail Schedule for Quarter Ended March 31, 2019



GOB Referendum Approved by Voters on 11/4/2014 - 52 Months Since Approval

School/ Project	Original Budget	Current Budget	Prior Years Expenditures	Commitments	Current Year Expenditures	Balance
Western High School						
Music Instruments Project Number: 283185009	300,000	300,000	298,843	-	-	1,157
Track Resurfacing Project Number: p.002105	300,000	300,000	192,510	12,753	-	94,737
Weight Room Renovation Project Number: P.002153	121,000	121,000	1,778	1,800	117,422	-
Westglades Middle School						
Technology Infrastructure Upgrade Project Number: 387185001	215,000	157,117	157,117	-	-	-
Additional Computers to Close Gap Project Number: 387185002	304,000	303,928	303,928	-	-	-
Wireless Network Upgrade and CAT 6 Data Port Upgrade Project Number: 387185003	25,000	18,297	18,296	-	-	1
Music Instruments Project Number: 387185009	100,000	100,000	99,992	-	-	8
Westpine Middle School						
Technology Infrastructure Upgrade Project Number: 205285001	9,000	6,138	6,138	-	-	-
Additional Computers to Close Gap Project Number: 205285002	236,000	235,969	235,969	-	-	-
Wireless Network Upgrade and CAT 6 Data Port Upgrade Project Number: 205285003	136,000	109,275	109,275	-	-	-
Music Instruments Project Number: 205285009	100,000	100,000	99,991	-	-	9

* Project expenditures include, but are not limited to, construction costs, design costs, permitting costs, advertising costs during the planning and procurement phase, equipment, work orders, and Program Management fees.

There may be some additional financial activity on these projects as the final payments are made and all of the purchase orders are closed-out. When the projects are closed-out remaining balances (savings) are reported to the School Board and returned to the Capital Reserve.

This is a budget and expenditure activity report, and is not a construction status report.
The accompanying introduction and notes are an integral part of this budget activity report.



SMART Program Budget Activity Report

Completed and Meets Standard Projects Detail Schedule for Quarter Ended March 31, 2019



GOB Referendum Approved by Voters on 11/4/2014 - 52 Months Since Approval

School/ Project	Original Budget	Current Budget	Prior Years Expenditures	Commitments	Current Year Expenditures	Balance
Westwood Heights Elementary School						
Additional Computers to Close Gap Project Number: 063185002	82,000	81,941	81,941	-	-	-
Wireless Network Upgrade and CAT 6 Data Port Upgrade Project Number: 063185003	52,000	42,111	42,111	-	-	-
Music Instruments Project Number: 063185009	50,000	50,000	35,821	13,548	624	7
Whiddon-Rogers Education Center						
Technology Infrastructure Upgrade Project Number: 045285001	18,000	17,692	17,692	-	-	-
Additional Computers to Close Gap Project Number: 045285002	50,000	49,983	49,983	-	-	-
Wireless Network Upgrade and CAT 6 Data Port Upgrade Project Number: 045285003	136,000	132,232	132,232	-	-	-
Music Instruments Project Number: 045285009	50,000	50,000	49,999	-	-	1
School Choice Enhancement Project Number: P.001702	100,000	100,000	99,998	1	-	1
Whispering Pines Education Center						
Wireless Network Upgrade and CAT 6 Data Port Upgrade Project Number: 175285003	33,000	31,706	31,706	-	-	-
Wilton Manors Elementary School						
Additional Computers to Close Gap Project Number: 019185002	129,000	128,622	128,622	-	-	-

* Project expenditures include, but are not limited to, construction costs, design costs, permitting costs, advertising costs during the planning and procurement phase, equipment, work orders, and Program Management fees.

There may be some additional financial activity on these projects as the final payments are made and all of the purchase orders are closed-out. When the projects are closed-out remaining balances (savings) are reported to the School Board and returned to the Capital Reserve.

This is a budget and expenditure activity report, and is not a construction status report.
The accompanying introduction and notes are an integral part of this budget activity report.



SMART Program Budget Activity Report

Completed and Meets Standard Projects Detail Schedule for Quarter Ended March 31, 2019



GOB Referendum Approved by Voters on 11/4/2014 - 52 Months Since Approval

School/ Project	Original Budget	Current Budget	Prior Years Expenditures	Commitments	Current Year Expenditures	Balance
Wilton Manors Elementary School						
Wireless Network Upgrade and CAT 6 Data Port Upgrade Project Number: 019185003	40,000	-	-	-	-	-
Music Instruments Project Number: 019185009	50,000	50,000	24,269	750	22,100	2,881
Wingate Oaks Center						
Technology Infrastructure Upgrade Project Number: 099185001	103,000	102,986	102,986	-	-	-
Additional Computers to Close Gap Project Number: 099185002	11,000	10,967	10,967	-	-	-
Wireless Network Upgrade and CAT 6 Data Port Upgrade Project Number: 099185003	61,000	48,854	48,854	-	-	-
Winston Park Elementary School						
Technology Infrastructure Upgrade Project Number: 309185001	73,000	73,000	73,000	-	-	-
Additional Computers to Close Gap Project Number: 309185002	360,000	359,978	359,978	-	-	-
Wireless Network Upgrade and CAT 6 Data Port Upgrade Project Number: 309185003	124,000	102,484	102,484	-	-	-
Music Instruments Project Number: 309185009	50,000	50,000	18,818	6,386	24,795	1
School Choice Enhancement Project Number: P.002208	100,000	100,000	-	-	99,028	972

* Project expenditures include, but are not limited to, construction costs, design costs, permitting costs, advertising costs during the planning and procurement phase, equipment, work orders, and Program Management fees.

There may be some additional financial activity on these projects as the final payments are made and all of the purchase orders are closed-out. When the projects are closed-out remaining balances (savings) are reported to the School Board and returned to the Capital Reserve.

This is a budget and expenditure activity report, and is not a construction status report.
The accompanying introduction and notes are an integral part of this budget activity report.



SMART Program Budget Activity Report

Completed and Meets Standard Projects Detail Schedule for Quarter Ended March 31, 2019



GOB Referendum Approved by Voters on 11/4/2014 - 52 Months Since Approval

School/ Project	Original Budget	Current Budget	Prior Years Expenditures	Commitments	Current Year Expenditures	Balance
Young, Virginia Shuman Elementary School						
Technology Infrastructure Upgrade Project Number: 332185001	43,000	39,085	39,085	-	-	-
Additional Computers to Close Gap Project Number: 332185002	145,000	144,890	144,890	-	-	-
Wireless Network Upgrade and CAT 6 Data Port Upgrade Project Number: 332185003	84,000	50,932	50,932	-	-	-
Music Instruments Project Number: 332185009	50,000	50,000	13,360	6,713	29,924	3
Young, Walter C. Middle School						
Technology Infrastructure Upgrade Project Number: 300185001	182,000	155,271	155,271	-	-	-
Additional Computers to Close Gap Project Number: 300185002	212,000	211,976	211,976	-	-	-
Wireless Network Upgrade and CAT 6 Data Port Upgrade Project Number: 300185003	90,000	72,161	72,161	-	-	-
Music Instruments Project Number: 300185009	100,000	100,000	99,993	-	-	7
School Choice Enhancement Project Number: P.001961	100,000	100,000	92,422	1,168	-	6,410

* Project expenditures include, but are not limited to, construction costs, design costs, permitting costs, advertising costs during the planning and procurement phase, equipment, work orders, and Program Management fees.

There may be some additional financial activity on these projects as the final payments are made and all of the purchase orders are closed-out. When the projects are closed-out remaining balances (savings) are reported to the School Board and returned to the Capital Reserve.

This is a budget and expenditure activity report, and is not a construction status report.
The accompanying introduction and notes are an integral part of this budget activity report.



SMART Program Budget Activity Report

Completed and Meets Standard Projects Detail Schedule for Quarter Ended March 31, 2019



GOB Referendum Approved by Voters on 11/4/20146 - 52 Months Since Approval

	Original Budget	Current Budget	Prior Years Expenditures	Commitments	Current Year Expenditures	Balance
Projects Totals	\$133,508,614	\$122,564,478	\$112,054,213	\$1,137,430	\$5,078,527	\$4,294,308

* Project expenditures include, but are not limited to, construction costs, design costs, permitting costs, advertising costs during the planning and procurement phase, equipment, work orders, and Program Management fees.

There may be some additional financial activity on these projects as the final payments are made and all of the purchase orders are closed-out. When the projects are closed-out remaining balances (savings) are reported to the School Board and returned to the Capital Reserve.

This is a budget and expenditure activity report, and is not a construction status report.
The accompanying introduction and notes are an integral part of this budget activity report.





SMART Program Budget Activity Report

Remaining Projects Summary Schedule

for Quarter Ended March 31, 2019

GOB Referendum Approved by Voters on 11/4/2014 - 52 Months Since Approval



GOB	Original Budget	Current Budget
Safety	\$ 114,000	\$ 114,000
Music & Art	1,212,000	1,212,000
Athletics	121,000	121,000
Renovation	7,825,000	7,825,000
GOB Total	\$ 9,272,000	\$ 9,272,000

Non-GOB	Original Budget	Current Budget
Music & Art	\$ 900,000	\$ 850,000
Renovation	5,600,000	5,905,637
Non-GOB Total	\$ 6,500,000	\$ 6,755,637

Total	\$ 15,772,000	\$ 16,027,637
--------------	----------------------	----------------------

SMART Program Budget Activity Report



Remaining Projects Detail Schedule for Quarter Ended March 31, 2019

GOB Referendum Approved by Voters on 11/4/2014 - 52 Months Since Approval

School	Project	Original Budget	Current Budget
Apollo Middle School	School Choice Enhancement	100,000	100,000
Bennett Elementary School	School Choice Enhancement	100,000	100,000
Bethune, Mary M. Elementary School	School Choice Enhancement	100,000	100,000
Boulevard Heights Elementary School	Music Equipment Replacement	50,000	50,000
Bright Horizons Center	Music Equipment Replacement	50,000	50,000
Broward Estates Elementary School	Music Equipment Replacement	50,000	50,000
	School Choice Enhancement	100,000	100,000
Castle Hill Annex	School Choice Enhancement	100,000	100,000
Collins Elementary School	Music Equipment Replacement	50,000	50,000
Cooper City Elementary School	School Choice Enhancement	100,000	100,000
Cooper City High School	School Choice Enhancement	100,000	100,000
Coral Glades High School	School Choice Enhancement	100,000	100,000
Coral Springs Pre-K - 8	School Choice Enhancement	100,000	100,000
Country Hills Elementary School	School Choice Enhancement	100,000	100,000
Cresthaven Elementary School	School Choice Enhancement	100,000	100,000
Croissant Park Elementary School	School Choice Enhancement	100,000	100,000
Cross Creek School	School Choice Enhancement	100,000	100,000
Crystal Lake Middle School	School Choice Enhancement	100,000	100,000
Cypress Run Education Center	Music Equipment Replacement	50,000	50,000
Dania Elementary School	School Choice Enhancement	100,000	100,000

* Project expenditures include, but are not limited to, construction costs, design costs, permitting costs, advertising costs during the planning and procurement phase, equipment, work orders, and Program Management fees.

This is a budget and expenditure activity report, and is not a construction status report.
The accompanying introduction and notes are an integral part of this report.



SMART Program Budget Activity Report



Remaining Projects Detail Schedule for Quarter Ended March 31, 2019

GOB Referendum Approved by Voters on 11/4/2014 - 52 Months Since Approval

School	Project	Original Budget	Current Budget
Deerfield Beach High School	Media Center improvements	688,000	688,000
	Safety / Security Upgrade	114,000	114,000
	STEM Lab improvements	1,971,000	1,971,000
	Building Envelope Improvements (Roof, Window, Ext Wall, etc.)	836,000	836,000
	Electrical Improvements	303,000	303,000
	School Choice Enhancement	100,000	100,000
Deerfield Beach Middle School	School Choice Enhancement	100,000	100,000
Endeavour Primary Learning Center	School Choice Enhancement	100,000	100,000
Flanagan, Charles W. High School	School Choice Enhancement	100,000	100,000
Gulfstream Academy of Hallandale Beach K-8(Hallandale Elementary School)	School Choice Enhancement	100,000	100,000
Gulfstream Early Learning Center of Excellence	Music Equipment Replacement	100,000	50,000
	School Choice Enhancement	100,000	100,000
	Music Room Renovation	521,000	521,000
	Art Room Renovation and Equipment	85,000	85,000
	Conversion of Existing Space to Music and/or Art Lab(s)	606,000	606,000
	HVAC exhaust hoods, kitchen HVAC improvements, and building envelope improvements related to the portable classrooms.	-	305,637
	Media Center improvements	157,000	157,000
Hallandale High School	School Choice Enhancement	100,000	100,000

* Project expenditures include, but are not limited to, construction costs, design costs, permitting costs, advertising costs during the planning and procurement phase, equipment, work orders, and Program Management fees.

This is a budget and expenditure activity report, and is not a construction status report.
The accompanying introduction and notes are an integral part of this report.



SMART Program Budget Activity Report



Remaining Projects Detail Schedule for Quarter Ended March 31, 2019

GOB Referendum Approved by Voters on 11/4/2014 - 52 Months Since Approval

School	Project	Original Budget	Current Budget
Harbordale Elementary School	School Choice Enhancement	100,000	100,000
Henry D. Perry Education Center	Music Equipment Replacement	100,000	100,000
Heron Heights Elementary School	School Choice Enhancement	100,000	100,000
Hollywood Central Elementary School	School Choice Enhancement	100,000	100,000
Hollywood Hills Elementary School	School Choice Enhancement	100,000	100,000
Hunt, James S. Elementary School	School Choice Enhancement	100,000	100,000
Lakeside Elementary School	School Choice Enhancement	100,000	100,000
Lanier-James Education Center	Music Equipment Replacement	50,000	50,000
Larkdale Elementary School	School Choice Enhancement	100,000	100,000
Lauderdale Manors Early Learning and Resource Center	Music Equipment Replacement	50,000	50,000
Lauderhill-Paul Turner Elementary School	School Choice Enhancement	100,000	100,000
Lyons Creek Middle School	School Choice Enhancement	100,000	100,000
McNab Elementary School	School Choice Enhancement	100,000	100,000
Meadowbrook Elementary School	School Choice Enhancement	100,000	100,000
Monarch High School	School Choice Enhancement	100,000	100,000
New Renaissance Middle School	School Choice Enhancement	100,000	100,000
Nob Hill Elementary School	School Choice Enhancement	100,000	100,000

* Project expenditures include, but are not limited to, construction costs, design costs, permitting costs, advertising costs during the planning and procurement phase, equipment, work orders, and Program Management fees.

This is a budget and expenditure activity report, and is not a construction status report.
The accompanying introduction and notes are an integral part of this report.



SMART Program Budget Activity Report



Remaining Projects Detail Schedule for Quarter Ended March 31, 2019

GOB Referendum Approved by Voters on 11/4/2014 - 52 Months Since Approval

School	Project	Original Budget	Current Budget
North Andrews Gardens Elementary School	School Choice Enhancement	100,000	100,000
Northeast High School	Weight Room Renovation	121,000	121,000
Nova Blanche Forman Elementary School	School Choice Enhancement	100,000	100,000
Nova Dwight D Eisenhower Elementary School	School Choice Enhancement	100,000	100,000
Oriole Elementary School	Music Equipment Replacement	50,000	50,000
Palm Cove Elementary School	School Choice Enhancement	100,000	100,000
Palmview Elementary School	School Choice Enhancement	100,000	100,000
Panther Run Elementary School	School Choice Enhancement	100,000	100,000
Park Ridge Elementary School	School Choice Enhancement	100,000	100,000
Park Springs Elementary School	School Choice Enhancement	100,000	100,000
Park Trails Elementary School	School Choice Enhancement	100,000	100,000
Parkside Elementary School	School Choice Enhancement	100,000	100,000
Parkway Middle School	School Choice Enhancement	100,000	100,000
Peters Elementary School	School Choice Enhancement	100,000	100,000
Pine Ridge Education Center	Music Equipment Replacement	50,000	50,000
Pines Middle School	School Choice Enhancement	100,000	100,000
Plantation Park Elementary School	School Choice Enhancement	100,000	100,000
Pompano Beach High School	School Choice Enhancement	100,000	100,000
Riverglades Elementary School	School Choice Enhancement	100,000	100,000

* Project expenditures include, but are not limited to, construction costs, design costs, permitting costs, advertising costs during the planning and procurement phase, equipment, work orders, and Program Management fees.

This is a budget and expenditure activity report, and is not a construction status report.
The accompanying introduction and notes are an integral part of this report.



SMART Program Budget Activity Report



Remaining Projects Detail Schedule for Quarter Ended March 31, 2019

GOB Referendum Approved by Voters on 11/4/2014 - 52 Months Since Approval

School	Project	Original Budget	Current Budget
Riverland Elementary School	School Choice Enhancement	100,000	100,000
Riverside Elementary School	School Choice Enhancement	100,000	100,000
Rock Island Elementary School	Music Equipment Replacement	50,000	50,000
Sanders Park Elementary School	School Choice Enhancement	100,000	100,000
Sawgrass Elementary School	School Choice Enhancement	100,000	100,000
Seagull Alternative High School	Music Equipment Replacement	50,000	50,000
Sheridan Park Elementary School	School Choice Enhancement	100,000	100,000
Sheridan Technical Center	School Choice Enhancement	100,000	100,000
Sheridan Technical High School	Building Envelope Improvements (Roof, Window, Ext Wall, etc.)	1,448,000	1,448,000
	HVAC Improvements	622,000	622,000
	School Choice Enhancement	100,000	100,000
Silver Lakes Elementary School	School Choice Enhancement	100,000	100,000
Silver Palms Elementary School	School Choice Enhancement	100,000	100,000
South Plantation High School	School Choice Enhancement	100,000	100,000
Stephen Foster Elementary School	School Choice Enhancement	100,000	100,000
Stoneman Douglas High School	School Choice Enhancement	100,000	100,000
Sunshine Elementary School	School Choice Enhancement	100,000	100,000
Tequesta Trace Middle School	School Choice Enhancement	100,000	100,000

* Project expenditures include, but are not limited to, construction costs, design costs, permitting costs, advertising costs during the planning and procurement phase, equipment, work orders, and Program Management fees.

This is a budget and expenditure activity report, and is not a construction status report.
The accompanying introduction and notes are an integral part of this report.



SMART Program Budget Activity Report



Remaining Projects Detail Schedule for Quarter Ended March 31, 2019

GOB Referendum Approved by Voters on 11/4/2014 - 52 Months Since Approval

School	Project	Original Budget	Current Budget
Thurgood Marshall Elementary School	Music Equipment Replacement	50,000	50,000
	School Choice Enhancement	100,000	100,000
Tradewinds Elementary School	School Choice Enhancement	100,000	100,000
Tropical Elementary School	School Choice Enhancement	100,000	100,000
Watkins Elementary School	School Choice Enhancement	100,000	100,000
Welleby Elementary School	School Choice Enhancement	100,000	100,000
Westglades Middle School	School Choice Enhancement	100,000	100,000
Westpine Middle School	School Choice Enhancement	100,000	100,000
Whispering Pines Education Center	Music Equipment Replacement	50,000	50,000
Wilton Manors Elementary School	School Choice Enhancement	100,000	100,000
Wingate Oaks Center	Music Equipment Replacement	50,000	50,000

* Project expenditures include, but are not limited to, construction costs, design costs, permitting costs, advertising costs during the planning and procurement phase, equipment, work orders, and Program Management fees.

This is a budget and expenditure activity report, and is not a construction status report.
The accompanying introduction and notes are an integral part of this report.



SMART Program Budget Activity Report



Remaining Projects Detail Schedule for Quarter Ended March 31, 2019

GOB Referendum Approved by Voters on 11/4/2014 - 52 Months Since Approval

	Original Budget	Current Budget
Total	\$ 15,772,000	\$ 16,027,637

* Project expenditures include, but are not limited to, construction costs, design costs, permitting costs, advertising costs during the planning and procurement phase, equipment, work orders, and Program Management fees.

This is a budget and expenditure activity report, and is not a construction status report.
The accompanying introduction and notes are an integral part of this report.





Section 7

Supplier Diversity Outreach Program

Maurice Woods, Chief Strategy & Operations Officer

Introduction

Procurement and Warehousing Services (PWS)/ Supplier Diversity Outreach Program (SDOP) continues to support the SMART Bond Program. As part of our Continuous Improvement Measures, in the third quarter (Q3) of Fiscal Year '19, SDOP made the following strides:

Activities

- Processed 105 E/S/M/WBE certification applications
- Implementing two (2) Mentor Protégé Program as part of the Construction Management At Risk (CMAR) projects
- Evaluated 91 BCPS proposals
- 28 Bid notifications sent to the vendor database which consist of certified and non-certified firms (bids sent to all certified vendors once weekly and to vendors in specific trades area requested).

Reports

- *Monthly Utilization: Monitor and Track 212 projects with M/WBE Utilization*
- E/S/MWBE Program activities which highlight:
 - Approved Certifications Application - 71
 - Application Denials – 34 (22 companies did not meet the required Significant Business Presence)
 - Outreach Events – Hosted and participated in 9 events
- **Participated as a speaker at the following three (3) events:**
 - T & G Constructors Outreach Event – How to Get Certified
 - The Morganti Group/Cooper Construction Meet-the –Prime Outreach Event
 - 2019 South Florida Business Conference & Expo
- **Hosted, attended or participated as an exhibitor at the following five (5) events:**
 - SDOP Meet-the Prime workshops sponsored by Messam Construction
 - SDOP Meet-the Prime workshops sponsored by Thornton Construction
 - The School District of Palm Beach County Prime Vendor Showcase
 - Super Bowl LIV Host Committee Informational Luncheon
 - 9th Annual Women Power Conference presented by MBDA Export Center-Florida
- **Hosted the following training:**
 - Florida Construction Management Development Program and Bond Guarantee Program (Four part series)
- Technical Assistance: Supported Supplier Tuesday Tech Talks – 8

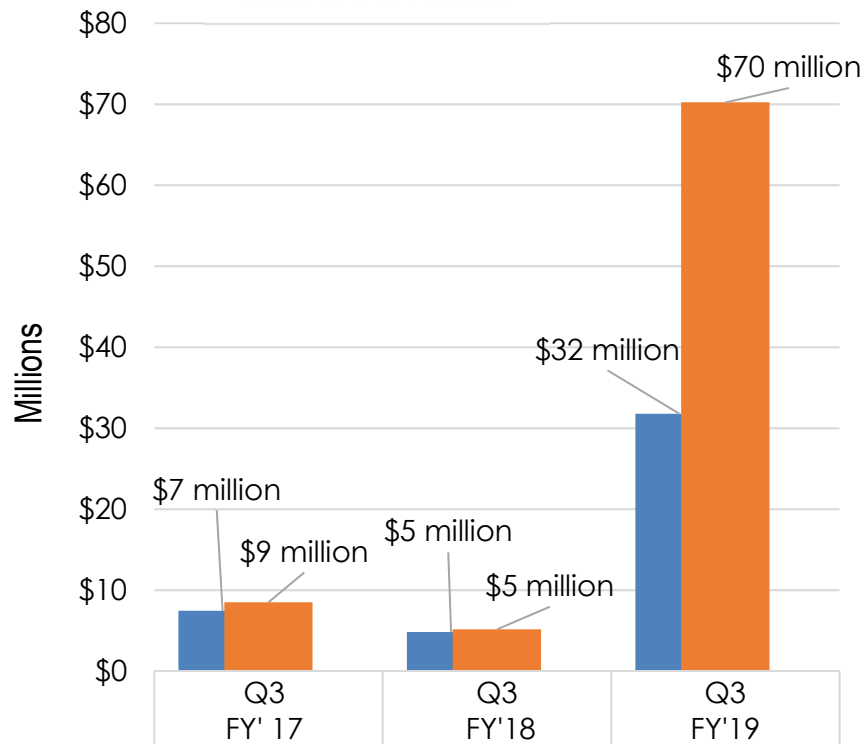
Contracts under the “Renovations” category funded solely by the SMART program are identified within this report. Projects listed are obtained from the Board approved Agenda items and cross-referenced with Capital Budgets’ data.

Supplier Diversity Outreach Program



Procurement & Warehousing Services » Supplier Diversity Outreach Program

Introduction



■ TOTAL MWBE COMMITMENT \$	\$7,451,839	\$4,825,115	\$31,776,511
■ TOTAL CONTRACT VALUE \$	\$8,514,249	\$5,163,800	\$70,233,237
■ TOTAL MWBE COMMITMENT %	88%	93%	45%

Ethnicity and Gender	FY '17 Q3		FY '18 Q3		FY '19 Q3	
	MWBE Commitment By Ethnicity FY'17 Q3	MWBE Commitment % By Ethnicity FY'17 Q3	MWBE Commitment By Ethnicity FY'18 Q3	MWBE Commitment % By Ethnicity FY'18 Q3	MWBE Commitment By Ethnicity FY'19 Q3	MWBE Commitment % By Ethnicity FY'19 Q3
African American S/MBE	\$1,750,658	20.56%	\$163,070	3.16%	\$1,312,847	1.87%
African American S/M/WBE	\$0.00	0.00%	\$707,194	13.70%	\$4,937,882	7.03%
Women Business Enterprise S/WBE	\$0.00	0.00%	\$1,114,500	21.58%	\$2,764,773	3.94%
Asian Pacific American S/MBE	\$146,917	1.73%	TBD	TBD	\$558,732	0.80%
Hispanic American S/MBE	\$2,944,504	34.58%	\$663,015	12.84%	\$9,043,419	12.88%
Hispanic American S/M/WBE	\$2,198,898	25.83%	\$694,780	13.45%	\$13,158,858	18.74%
Sub-Continent Asian American S/MBE	\$295,230	3.47%	\$500,952	9.70%	\$0	0.00%
Sub-Continent Asian American S/M/WBE	\$0.00	0.00%	\$981,604	19.01%	\$0	0.00%
TBD	\$0.00	0.00%	\$0	0.00%	\$0	0.00%
Total by Ethnicity/Gender \$	\$7,336,207		\$4,825,115		\$31,776,511	
Total Contract Amount \$	\$8,514,249		\$5,163,800		\$70,233,237	
Total M/WBE Commitment %		86%		93%		45%

Executive Summary

The Procurement and Warehousing Services' Supplier Diversity Outreach Program (SDOP) promotes inclusion and economic growth in support of the local Small business Community. With the focus on Continuous Improvement, and the Implementation of Policy 3330, SDOP continues to do its part by attending and hosting a variety of outreach events. The Goal is to educate, empower and connect the small business community to procurement opportunities to do business with SBBC. Similar to best practices, below are program components to perform our function towards economic inclusion:

- **Outreach**
 - SDOP attends and hosts various events to educate and recruit E/S/M/WBEs
 - Distribute courtesy emails of active solicitations.
- **Certification**
 - The team reviews certifiable firms for SDOP's E/S/M/WBE Certification Program
- **Compliance**
 - Evaluate ALL solicitations for the applicability of affirmative procurement initiatives (API)
 - Participate in the E/S/M/WBE Pre-Bid Meetings and Qualification Selection Evaluation Committee (QSEC).
 - Monitor and Track all procurement activities for E/S/M/WBE engagement and utilization
 - Review of Pre-Bid Solicitation Language for Policy 3330 APIs

In Q3 FY 19 PWS/SDOP accomplished the following:

SDOP Program Metrics

1. SDOP Outreach Events Reports
2. E/S/M/WBE Certification Program Activity
3. SMART Bond E/S/M/WBE Contract Compliance
 - 3.1. QSEC Proposals Evaluated
 - 3.2. E/S/M/WBE Bond Report FY'19 Q3
 - 3.3. E/S/M/WBE Breakdown by SMART Category
4. SMART Bond S/M/WBE Cumulative Spend
 - 4.1. Value of Purchase Orders Issued to E/S/M/WBE Firms per SMART Category
 - 4.2. Spend Per Quarter (FY'15 – Present)

SDOP PROGRAM METRICS

Reporting Period January 1· 2019 – March 31· 2019

1. OUTREACH EVENTS ACTIVITIES

- # of Workshops – 4
- # of Trade Shows/Expos – 3
- # of Network Meetings – 1
- # of Trainings/Courses – (four (4) part series of FDOT Training) – 1

Total Outreach Events – 9

2. S/M/WBE CERTIFICATION PROGRAM ACTIVITY

- # of New Certifications – 31
- # Tri County Reciprocal Certifications – 7
- # of Re-Certifications – 33
- # of Denials – 34

Total M/WBE Program Activity – 105

Total Number of E/S/M/WBE Certified Firms – 731

3. COMPLIANCE SMART BOND M/WBE ACTIVITIES*

3.1 – # of Proposals Evaluated – 191

3.2 – M/WBE Bond Report FY '19 Q3

- # of Contracts with M/WBE Participation – 12
- \$ Amount of Contracts with M/WBE Participation – \$70,233,237
- \$ Amount of M/WBE Commitment – \$31,776,511
- % of M/WBE Commitment – 45.24%
- \$ Amount of Non-MWBE - \$38,456,727

3.3 – M/WBE Breakdown by SMART Category

**Note: SMART DESIGN AND CONSTRUCTION CONTRACTS ONLY*

4. SMART BOND M/WBE CUMULATIVE SPEND UP TO FY 19 Q3

4.1 – Value of Purchase Orders Issued to E/S/M/WBE Firms per SMART Category

- \$ Amount of E/S/M/WBE Spend – \$99,273,362
- % of E/S/M/WBE Prime Utilization – 26.81%

4.2 – Spend Per Quarter (FY 15 – Present)

**PROCUREMENT & WAREHOUSING SERVICES
SUPPLIER DIVERSITY OUTREACH PROGRAM
OUTREACH REPORT FOR MARCH 31, 2019**

BCPS Event	Date	Description	Role	Who Attended	Prospective E/S/M/WBE Companies	Certified E/S/M/WBE Companies	Staff	Total in Attendance	Total Certified E/S/M/WBE Companies Post-Event	% of Total Certified E/S/M/WBE Companies Post-Event*
No	Thursday, July 12, 2018	Broward County School Board Candidates Fundraiser**	Event Attendee	CBRE/ Heery Consultant - Vincent Jones	3	5	1	20	0	0.00%
No	Wednesday, July 25, 2018	Bit to Bit Summer Business Trade Expo	Business Matchmaker	CBRE/ Heery Consultant - Vincent Jones	11	1	1	17	0	0.00%
No	Thursday, August 9, 2018	Broward County Latin Entrepreneurs Networking Event	Business Matchmaker	CBRE/ Heery Consultant - Vincent Jones	7	0	1	15	0	0.00%
No	Monday, August 13, 2018	Broward County Black Chamber of Commerce Official Launch	Business Development	CBRE/ Heery Consultant - Vincent Jones	10	1	1	19	0	0.00%
No	Thursday, August 23, 2018	Broward College Supplier Diversity Day	Business Matchmaker	SDOP Staff - Jasmine Jones, Lavinia Freeman & Ernesto De La Hoz	33	10	3	49	1	3.03%
Yes	Friday, August 24, 2018	FAMU Federal Credit Union in Partnership with the Department of Economic Opportunity Black Business Loan Program Workshop	Business Development	SDOP Staff - Lavinia Freeman	12	0	4	17	0	0.00%
No	Thursday, August 30, 2018	South Florida Business Conference & Expo 2018	Business Matchmaker	SDOP Staff - Jasmine Jones	30	0	1	32	0	0.00%
No	Thursday, September 27, 2018	Miami-Dade County Super Bowl LIV Business Connect Informational Breakfast	Business Matchmaker	SDOP Staff - Lavinia Freeman and CBRE/ Heery Consultant - Vincent Jones	14	1	2	25	0	0.00%
No	Friday, September 28, 2018	Hispanic Unity Entrepreneur Summit 2018	Business Matchmaker	SDOP Staff and Vincent Jones, Consultant - CBRE/ Heery	25	1	3	34	0	0.00%
Yes	Friday, October 5, 2018	Supplier Diversity & Outreach Program "Meet the Prime Lunch+Learn" Workshop sponsored by Advanced Roofing, Inc.	Hosted Business Matchmaker	SDOP Staff - Jasmine Jones, Chelsea Jones Finley, Lavinia Freeman & Ernesto De La Hoz	33	4	4	45	0	0.00%
No	Saturday, October 6, 2018	Broward Veterans Expo	Business Matchmaker	SDOP Staff - Jasmine Jones & Chelsea Jones Finley	0	0	2	26	0	0.00%

SDOP Events Report

PROCUREMENT & WAREHOUSING SERVICES SUPPLIER DIVERSITY OUTREACH PROGRAM OUTREACH REPORT FOR MARCH 31, 2019

SDOP Event	Date	Description	Role	Who Attended	Prospective E/S/M/WBE Companies	Certified E/S/M/WBE Companies	Staff	Total in Attendance	Total Certified E/S/M/WBE Companies Post-Event	% of Total Certified E/S/M/WBE Companies Post-Event*
No	Thursday, October 11, 2018	Broward County Government Business Development Workshop: FY19 Capital Projects and Contracting Opportunities	Training and Business Development	SDOP Staff- Jasmine Jones, Chelsea Jones Finley & Lavinia Freeman and CBRE/Heery Consultant - Vincent Jones	47	3	4	56	1	2.13%
No	October 17 & 18, 2018	Florida International Trade and Cultural Expo (FITCE)	Business Matchmaker	PWS - Mary Coler, SDOP Staff- Jasmine Jones & Chelsea Jones Finley and CBRE/Heery Consultant - Vincent Jones	65	3	3	104	0	0.00%
Yes	Friday, October 19, 2018	AM and PM Classes Combined: Technical and Business Management courses in partnership with Florida Department of Transportation (FDOT) Part 1 of 4	Business Development Training	SDOP Staff - Jasmine Jones and Lavinia Freeman	17	6	2	27	0	0.00%
No	Friday, October 19, 2018	36th Annual MidWeek Business Matchmaker Conference & Awards Power Lunch	Business Matchmaker	CBRE/Heery Consultant - Vincent Jones	22	3	1	43	0	0.00%
Yes	Saturday, October 20, 2018	Radio Interview on WSRF 1580 AM on Show All Things Horizon	Media Outreach	SDOP Staff - Jasmine Jones	N/A	N/A	1	N/A	N/A	N/A
No	Monday, October 22, 2018	The School District of Palm Beach County Town Hall and Trade Fair	Panelist & Exhibitor	PWS - Mary Coler, SDOP Staff-Anne Marie Richards	23	4	1	30	0	0.00%
No	Wednesday, October 24, 2018	Challenge HER Miami Opportunities for Women in Federal Contracting	Business Matchmaker	SDOP Staff - Chelsea Jones Finley	14	1	1	16	2	14.29%
Yes	Friday, October 26, 2018	AM and PM Classes Combined: Technical and Business Management courses in partnership with Florida Department of Transportation (FDOT) Part 2 of 4	Business Development Training	SDOP Staff - Lavinia Freeman	19	10	1	33	0	0.00%
Yes	Friday, November 2, 2018	AM and PM Classes Combined: Technical and Business Management courses in partnership with Florida Department of Transportation (FDOT) Part 3 of 4	Business Development Training	SDOP Staff - Lavinia Freeman	19	9	1	32	0	0.00%

SDOP Events Report

PROCUREMENT & WAREHOUSING SERVICES

SUPPLIER DIVERSITY OUTREACH PROGRAM

OUTREACH REPORT FOR MARCH 31, 2019

BOYS Event	Date	Description	Role	Who Attended	Prospective E/S/M/WBE Companies	Certified E/S/M/WBE Companies	Staff	Total in Attendance	Total Certified E/S/M/WBE Companies Post-Event	% of Total Certified E/S/M/WBE Companies Post-Event*
No	Wednesday, November 7, 2018	Super Bowl Host Committee Informational Breakfast	Business Matchmaker	SDOP Staff - Lavinia Freeman	16	3	1	50	1	6.25%
No	Thursday, November 8, 2018	SBA Open House Invitation	Business Matchmaker	SDOP Staff - Jasmine Jones	11	0	1	13	0	0.00%
Yes	Friday, November 9, 2018	AM and PM Classes Combined: Technical and Business Management courses in partnership with Florida Department of Transportation (FDOT) Part 4 of 4	Business Development Training	SDOP Staff - Lavinia Freeman	19	7	1	30	0	0.00%
No	Saturday, November 17, 2018	Urban League Expo of Broward County 3rd Annual Minority Business Expo & Pitch Competition	Business Development/ Matchmaker	SDOP Staff - Lavinia Freeman	24	0	1	30	0	0.00%
Yes	Thursday, November 29, 2018	PWS/SDOP Supplier Diversity Business Event	Hosted Business Development/ Matchmaker	PWS - Mary Collier, SDOP Staff- Jasmine Jones, Chelsea Jones Finley, Lavinia Freeman, Ernesto De La Hoz and CBRE/ Heery Consultant - Vincent Jones and Mark Cohen	193	29	11	303	7	3.63%
No	Thursday, December 6, 2018	South Florida Business Conference & Expo	Business Matchmaker	SDOP Staff - Lavinia Freeman	45	0	1	63	0	0.00%
Yes	Wednesday, January 23, 2019	Supplier Diversity & Outreach Program "Meet the Prime Lunch-n-Learn" Workshop, sponsored by Messum Construction	Hosted Business Matchmaker	SDOP Staff - Jasmine Jones, Chelsea Jones Finley, Lavinia Freeman & BRE/ Heery Consultant - Vincent Jones	20	16	4	43	1	5.00%
No	Monday, January 28, 2019	The School District of Palm Beach County Prime Vendor Showcase	Business Matchmaker	CBRE/ Heery Consultant - Vincent Jones	29	9	1	Unknown	2	6.90%

SDOP Events Report

PROCUREMENT & WAREHOUSING SERVICES SUPPLIER DIVERSITY OUTREACH PROGRAM OUTREACH REPORT FOR MARCH 31, 2019

BCPS Event	Date	Description	Role	Who Attended	Prospective E/S/M/WBE Companies	Certified E/S/M/WBE Companies	Staff	Total in Attendance	Total Certified E/S/M/WBE Companies Post-Event	% of Total Certified E/S/M/WBE Companies Post-Event*
Yes	Thursday, January 31, 2019	Supplier Diversity & Outreach Program "Meet the Prime Lunch+Learn" Workshop, sponsored by Thornton Construction	Hosted Business Matchmaker	SDOP Staff - Jasmine Jones, Chelisea Jones Finley, Lavinia Freeman & BRE/Heery Consultant - Vincent Jones	49	12	4	65	2	4.08%
No	Tuesday, February 12, 2019	T&G Minority Outreach Event (How to Get Certified)	Speaker	SDOP Staff- Chelisea Jones Finley	9	1	1	25	0	0.00%
No	Thursday, February 21, 2019	Morganti/ Cooper Construction Subcontractors Outreach Event	Speaker	CBRE/Heery Consultant - Vincent Jones	0	16	1	19	0	0.00%
No	Thursday, February 21, 2019	Super Bowl Host Committee Informational Lunch	Business Matchmaker	SDOP Staff- Jasmine Jones	12	N/A	1	215	0	0.00%
No	Thursday, February 21, 2019	2019 South Florida Business Conference & Expo	Workshop Host	SDOP Staff- Jasmine Jones	14	0	1	23	0	0.00%
Yes	Friday, March 1, 2019	Technical and Business Management courses in partnership with Florida Department of Transportation (FDOT) Part 1 of 4 (Spanish)	Business Development Training	SDOP Staff - Chelisea Jones Finley	3	0	1	3	0	0.00%
Yes	Friday, March 8, 2019	Technical and Business Management courses in partnership with Florida Department of Transportation (FDOT) Part 2 of 4 (Spanish)	Business Development Training	SDOP Staff - Chelisea Jones Finley	3	0	1	3	0	0.00%
Yes	Friday, March 15, 2019	Technical and Business Management courses in partnership with Florida Department of Transportation (FDOT) Part 3 of 4 (Spanish)	Business Development Training	SDOP Staff - Chelisea Jones Finley	3	0	1	3	0	0.00%
Yes	Friday, March 22, 2019	Technical and Business Management courses in partnership with Florida Department of Transportation (FDOT) Part 4 of 4 (Spanish)	Business Development Training	SDOP Staff - Chelisea Jones Finley	3	0	1	3	0	0.00%

PROCUREMENT & WAREHOUSING SERVICES SUPPLIER DIVERSITY OUTREACH PROGRAM

SDOP Events Report

OUTREACH REPORT FOR MARCH 31, 2019

BOFS Event	Date	Description	Role	Who Attended	Prospective E/S/M/WBE Companies	Certified E/S/M/WBE Companies	Staff	Total in Attendance	Total Certified E/S/M/WBE Companies Post-Event	% of Total Certified E/S/M/WBE Companies Post-Event*
No	Friday, March 29, 2019	9th Annual Women Power Conference presented by MBDA Export Center-FL "Women Mean Business"	Business Development	SDOP Staff - Chelisea Jones Finley	SDOP is currently awaiting the list of attendees from the event host.					
No	Thursday, April 4, 2019	Pirle Construction/ MCO Construction M/WBE Outreach Meeting	Informational Meeting	SDOP Staff - Chelisea Jones Finley	23	15	1	41	0	0.00%
No	Thursday, April 11, 2019	SE Florida Chapter of NIGP 20th Biennial Reverse Trade Show	Business Matchmaker							0.00%
No	Thursday, April 11, 2019 & Friday, April 12, 2019	Florida State Minority Supplier Development Council (FSMSDC) 34th Annual Business Expo	Business Matchmaker/ Speaker							0.00%
No	Friday, May 3, 2019	Broward & Beyond Business Conference	Business Matchmaker & Speaker							0.00%
No	Wednesday, May 8, 2019	Broward Black Chamber Diversity Day	Business Matchmaker and Workshop Host							0.00%
No	Wednesday, June 12, 2019	NABWC Billion Dollar Public Schools Luncheon	Speaker							0.00%
No	October 13-16, 2019	NMSDC 2019 Conference & Business Opportunity Exchange	Business Matchmaker							0.00%
			Total # of Attendees Fiscal Year To Date		880	170	72	1580	17	1.93%

*Average % of E/S/M/WBE Certifications Per Event

**Similar event in the future will not be attended by SDOP staff or consultants

3.2 MWBE Bond Report FY 19 Q3

#	Project Number	School Facility	Prime Bidder	Prime MWBE Certification Status	Sub-Contractor Name	Sub-Contractor MWBE Type	Sub-Contractor Ethnicity/Gender	Contract \$ (BASIC FEE)	MWBE Commitment %	MWBE Commitment \$
1	P.001959	Atlantic Technical College Arthur Ashe Jr. Campus	Advanced Roofing, Inc.	No	Concret Solutions Group, LLC	MWBE	(APA)	\$2,484,957	12.00%	\$298,195
2	P.001713	Pompano Beach Elementary School	LEGO Construction Co.	S/MBE - HA	Coltec Engineering, Inc.	MBE	(HA)	\$4,799,140	43.76%	\$2,100,000
3	P.001944	Banyan Elementary School	Segoma Construction Services, Inc.	SMBE - AA	Segoma Construction Services, Inc.	MBE	(AA)	\$1,691,549	16.06%	\$271,580
					Grace Roofing & Sheet Metal Enterprise	MWBE	(AA)		57.34%	\$970,000
					JJAS Doors Installations, Inc.	MWBE	(HA)		1.77%	\$30,000
					Jsgar Acoustical Ceiling Corp	MBE	(HA)		0.18%	\$3,000
					Schedule 10 Specialists, Inc	MWBE	(W)		0.59%	\$10,000
					I.B. Glazing	MBE	(AA)		1.18%	\$20,000
4	P.001886	Lake Forest Elementary School	Advanced Roofing, Inc.	No	Concrete Solutions Group, LLC	MWBE	APA	\$2,450,306	10.63%	\$260,537
					CV Ocean Plumbing, Inc.	MWBE	(AA)		1.37%	\$33,500
5	P.001774	Cypress Bay High School	The Morganti Group, Inc.	No	Cooper Construction	MBE	(AA)	\$1,442,874	32.44%	\$468,000
					GAMAX	MWBE	(HA)		0.52%	\$7,500
					FXP Corp	MBE	(HA)		16.56%	\$239,000
6	P.001817	Novae High School	James B. Pirle Construction Co., Inc. d/b/a Pirle Construction Company	No	MCO Construction and Services, Inc.	MWBE	(AA)	\$2,246,388	26.00%	\$584,061
					Miami Wrecking Company	WBE	(W)		1.19%	\$252,000
					El Leon Construction	MBE	(HA)		0.43%	\$90,280
					Appligate Interiors, Inc.	WBE	(W)		7.53%	\$1,595,985
					Vassell Tile & Marble, Inc.	MBE	(AA)		0.19%	\$40,553
					Supreme Ceiling & Interiors, Inc.	MBE	HA		4.41%	\$936,158
					Jasper Enterprise, Inc.	MBE	(AA)	\$21,205,416	2.08%	\$441,287
					Schedule 10 Specialists	WBE	(W)		0.20%	\$41,804
					Hymec, Inc.	MWBE	(HA)		17.44%	\$3,698,599
					Superior Electrical Contractors, Inc.	MWBE	(HA)		13.56%	\$2,876,414
					Tropic Fence	WBE	(W)		0.09%	\$18,100

3.2 MWBE Bond Report FY 19 Q3										
#	Project Number	School Facility	Prime Bidder	Prime MWBE Certification Status	Sub - Contractor Name	Sub-Contractor MWBE Type	Sub-Contractor rEthnicity/ Gender	Contract \$ (BASIC FEE)	MWBE Commitment %	MWBE Commitment \$
7	P.001712	Oakridge Elementary School	OAC Action Construction Corp.	No	Rapid A.C.T Inc Z Roofing Inc	MWBE	(HA)	\$3,777,372	24.75%	\$935,000
						MWBE	(HA)		31.77%	\$1,200,000
8	P.001937	Colbert Museum Magnet (f.k.a. Colbert Elementary School)	Thornton Construction Company, Inc.	No	Grace Roofing & Sheet Metal Enterprise Coltec Engineering	MWBE	(AA)	\$1,255,368	53.09%	\$666,518
						MBE	(HA)		8.64%	\$108,500
9	P.001951	Seagull Alternative High School	Grace & Naeem Uddin, Inc.	MWBE - HA	Grace & Naeem Uddin, Inc		(HA)	\$1,864,345	100.00%	\$1,864,345
10	P.001721	Pompano Beach Middle School	Thornton Construction Company, Inc.	No	Grace Roofing and Sheet Metal Enterprise Coltec Engineering, Inc.	MWBE	(AA)	\$9,887,982	21.74%	\$2,150,000
						MBE	(HA)		28.82%	\$2,850,000
11	P.002301	Northeast High School	James B. Pirle Construction Company, Inc. d/b/a Pirle Construction Company	No	MCO Construction and Services, Inc.	MWBE	(AA)	\$131,000	20.00%	\$26,200
12	P.001806	Hollywood Hills High School	James B. Pirle Construction Company, Inc. d/b/a Pirle Construction Company	No	MCO Construction and Services, Inc. El Leon Construction Applagate Interiors, Inc. Vassell Tile & Marble, Inc. Thousand and One-Painting Coltec Engineering Superior Electrical Contractors, Inc. Tropic Fence	MWBE	(AA)	\$1,926,730	26.35%	\$507,603
						MBE	(HA)		1.11%	\$166,840
						MWBE	(W)		5.57%	\$839,000
						MBE	(AA)		0.47%	\$71,417
						MBE	(HA)		2.22%	\$333,991
						MBE	(HA)		14.70%	\$2,215,650
						MWBE	(HA)		16.90%	\$2,547,000
						WBE	(W)		0.05%	\$7,884
									45%	\$31,776,511



PROCUREMENT & WAREHOUSING SERVICES SUPPLIER DIVERSITY OUTREACH PROGRAM E/S/M/WBE REPORT

E/S/M/WBE PROGRAM ACTIVITY AS OF MARCH 31, 2019					
TOTAL NUMBER OF CERTIFIED COMPANIES			731		
SBE Certified Companies			67		
MBE Certified Companies			312		
M/WBE Certified Companies			227		
WBE Certified Companies			125		
*SDOP is actively working to reclaim all E/S/M/WBEs that have not renewed their certification. Thirteen (13) firms expired during the reporting period. One (1) of the expired firms has since submitted its Recertification Application. Ninety-eight (98) firms have expired and sixty-one (61) firms have recertified year-to-date.					
APPLICATIONS PROCESSED	FISCAL YEAR 2016-2017	FISCAL YEAR 2017-2018	REPORT Feb 28, 2019	REPORT Mar 31, 2019	FISCAL YEAR-TO-DATE
Total Approved Applications	265	286	19	27	149
New Certifications	170	87	8	12	60
Tri-County Reciprocal Certifications	N/A	91	2	3	28
Re-Certifications	95	108	9	12	61
Total Denied Applications**	23	25	11	21	93
Total Applications Processed	288	311	30	48	242
**In the reporting period, fourteen (14) denied applicant firms did not meet the SDOP Policy 3330 Significant Business Presence requirement, six (6) firms were non-responsive to requests for required documents, and one (1) firm is not registered with the Florida Department of State Division of Corporations.					
APPLICATIONS IN QUEUE	FISCAL YEAR 2016-2017*	FISCAL YEAR 2017-2018*	REPORT FEBRUARY 28, 2019	REPORT MARCH 31, 2019	
Applications Received in Reporting Period	22	22	26	26	
Carried Over Applications (Review in progress and/or pending additional information)	23	32	48	30	
Total Applications in the Queue	45	54	74	56	
*The total number of applications in the queue at the end of the respective fiscal year.					
E/S/M/WBE CERTIFICATIONS & RE-CERTIFICATIONS BY ETHNICITY/ GENDER					
FIRMS BY ETHNICITY/GENDER	FEMALE-OWNED CERTIFIED FIRMS	MALE-OWNED CERTIFIED FIRMS	TOTAL CERTIFIED FIRMS	TOTAL %	
African-American	105	152	257	35%	
Asian-American	19	21	40	5%	
Hispanic-American	103	138	241	33%	
Native American	0	1	1	0%	
Caucasian American (WBE)	125	0	125	17%	
**Non-Minority (SBE)	18	49	67	9%	
Grand Total and %	370	361	731	100%	
	50.62%	49.38%			
**Non-Minority (SBE) is defined as firms certified as Small Business Enterprises and do not include ethnicity as a certification factor.					

QSEC Meetings & Compliance Evaluations

QSEC Meeting

QSEC Meeting Dates	RFQ	List of Proposers	Shortlisted firms:	Selected Firm
Thursday, January 19, 2019 9:00am	19-091C Construction Manager At Risk Services Northeast High School New Addition and Renovations to Building 12	Core Construction Services of Florida	Shortlisted firms:	James B Pirtle Construction Company DBA Pirtle
		Gilbane Building Company	1. Gulf Building	
		Gulf Building	2. James B Pirtle Construction Company DBA Pirtle Constructin Company	
		Hendrick Brothers Construction		
		James B Pirtle Construction Company DBA Pirtle Constructin Company		
		The Morganti Group	3. The Morganti Group	

Compliance Evaluations Continued...

**Supplier Diversity Outreach Program
Compliance Activities
January-March 2019**

SDOP RFP Evaluation Activity

Reporting Period: January - March 2019

RFP	Project #	Due Date	Proposals Evaluated	M/WBE Prime	MWBE Subs
17-138C		1/14/2019	1	1	2
17-197C		1/8/2019	1	0	4
18-163C		1/28/2019	1	1	1
FY20-009		2/7/2019	4	1	4
18-039C	P.002003	2/7/2019	1	0	1
FY20-001		2/13/2019	51	22	4
19-016C	P.001982	2/20/2019	1	1	1
FY20-002		2/27/2019	1	0	0
17-138C	P.001880	3/5/2019	1	0	3
17-138C	P.001951	3/5/2019	1	1	0
FY20-003		3/7/2019	5	2	2
FY20-005		3/5/2019	7	0	6
FY20-018		3/18/2019	8	2	0
19-123E		3/18/2019	3	0	1
FY20-013		3/25/2019	4	0	5
Total			90	31	34

Table 1: SDOP RFP Evaluation Activity for January - March 2019

SDOP RFQ Performance Evaluations

Reporting Period: January - March 2019

RFQ	Project #	Due Date	Proposals Evaluated	M/WBE Prime	MWBE Subs
19-091C		1/10/2019	6	0	7
17-154C		1/28/2019	1	0	10
17-156C		1/17/19	1	0	3
16-189C		1/7/2019	1	0	1
17-134C	J898652	2/13/2019	1	0	1
17-155C	P.001806	2/28/2019	1	0	8
17-069C	P.001774	3/25/2019	1	0	3
Total			12	0	33

Table 2: SDOP RFQ Performance Evaluation Activity for January - March 2019

**Supplier Diversity
Outreach Program
Compliance Evaluations
Continued...**

ITB	Project #	Due Date	Proposals Evaluated	M/WBE Prime	MWBE Subs
17-138C		1/14/2019	1	1	0
17-138V		1/14/2019	1	1	0
19-166C		1/15/2019	1	1	1
18-165C		1/17/2019	1	1	0
18-176C		1/17/2019	1	0	2
18-176C		1/17/2019	1	0	2
18-198C		1/17/2019	1	1	2
18-163C		1/28/2019	1	1	1
17-138C		1/29/2019	1	0	2
17-136C		1/30/2019	1	1	0
17-136C		1/18/2019	1	1	0
17-136C		1/16/2019	1	1	0
17-136C		1/16/2019	1	1	0
17-136C		1/16/2019	1	1	0
17-136C		1/15/2019	1	1	0
17-136C		1/18/2019	1	1	0
17-136C		1/18/2019	1	1	0
17-136C		1/18/2019	1	1	0
17-138C		1/1/2019	1	0	1
17-136C		1/30/2019	1	1	0
18-163C		1/28/2019	1	1	1
17-138C	P.002294	2/1/2019	1	1	0
17-138C	P.002240	2/1/2019	1	0	2
17-138C	P.001817	2/1/2019	1	0	2
17-138C	P.001937	2/4/2019	1	0	2
17-138C	P.002220	2/5/2019	1	0	2
19-118C	P.001675	2/6/2019	2	0	5
17-138C	P.002202	2/7/2019	1	1	0
18-206C	P.001944	2/8/2019	1	1	5
18-201C	P.001959	2/12/2019	1	0	1
17-138C	P.002199	2/13/2019	1	0	1
18-196C	P.001993	2/15/2019	5	2	12
19-119C	P.001992	2/19/2019	5	1	6
17-138C	P.002328	2/19/2019	1	0	1
17-138C	P.002296	2/20/2019	1	0	1
18-182C	P.001938	2/20/2019	3	1	4
16-021	P.001923	2/20/2019	1	1	2
18-193C	P.001726	2/25/2019	2	1	3

**Supplier Diversity Outreach
Program
Compliance Evaluations
Continued...**

ITB	Project #	Due Date	Proposals Evaluated	M/WBE Prime	MWBE Subs
19-121C	P.001984	2/25/2019	6	2	5
17-138C	P.001836	2/25/2019	1	0	5
19-124C	P.001882	2/27/2019	4	1	4
19-127C	P.001863	3/1/2019	3	1	5
18-185C	P.001948	3/6/2019	4	2	5
18-179C	P.001712	3/12/2019	1	0	2
18-167C	P.001721	3/12/2019	1	0	2
17-134C	P.001950	3/13/2019	1	0	1
18-194C	P.001784	3/13/2019	3	1	7
18-184C	P.001886	3/14/2019	1	0	2
18-192C	P.001785	3/15/2019	5	1	7
17-138C	P.001841	3/22/2019	1	1	0
19-128C	P.001987	3/22/2019	3	1	4
19-134C	P.001865	3/29/2019	5	2	5
Total			89	38	115

Grand Total

COMPLIANCE EVALUATIONS	TOTAL
ITB	89
RFP	90
RFQ	12
TOTAL EVALUATIONS	191

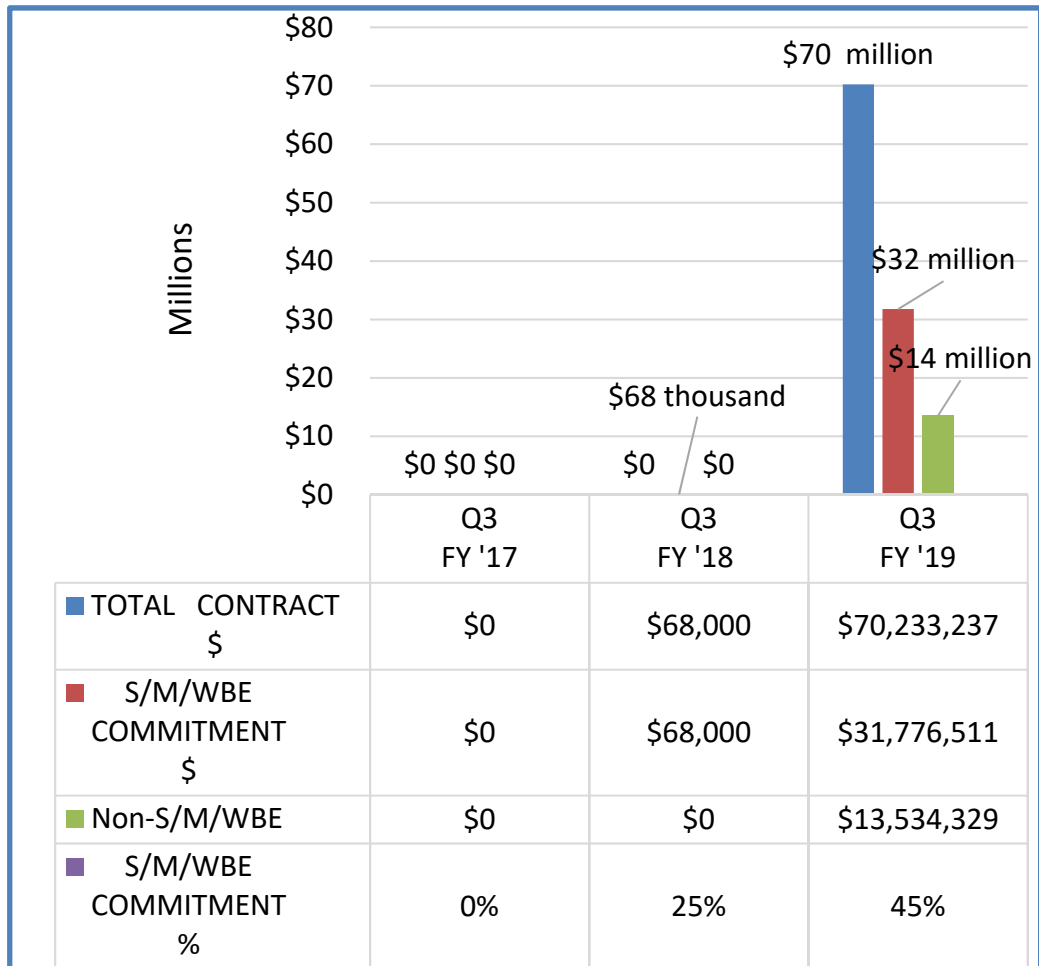
MWBE Commitment by Ethnicity and Gender FYTD Comparison

FY '19			
Ethnicity and Gender	FY'19 Q1	FY'19 Q2	FY'19 Q3
African American S/MBE	\$3,644,174	\$557,337	\$1,312,847
African American S/M/WBE	\$0	\$220,935	\$4,937,882
Women Business Enterprise S/WBE	\$2,858,106	\$1,423,805	\$2,764,773
Asian Pacific American S/MBE	\$14,250	\$287,000	\$558,732
Hispanic American S/MBE	\$5,467,971	\$4,857,831	\$9,043,419
Hispanic American S/M/WBE	\$2,121,161	\$2,229,267	\$13,158,858
Sub-Continent Asian American S/MBE	\$191,250	\$438,200	\$0
Sub-Continent Asian American S/M/WBE	\$432,600	\$0	\$0
TBD	\$537,540	\$0	\$0
Total by Ethnicity/Gender \$	\$15,267,051	\$10,014,375	\$31,776,511
Total Contract Amount \$	\$35,413,222	\$24,010,879	\$70,233,237
Total M/WBE Commitment %	43%	42%	45%

Total By Gender

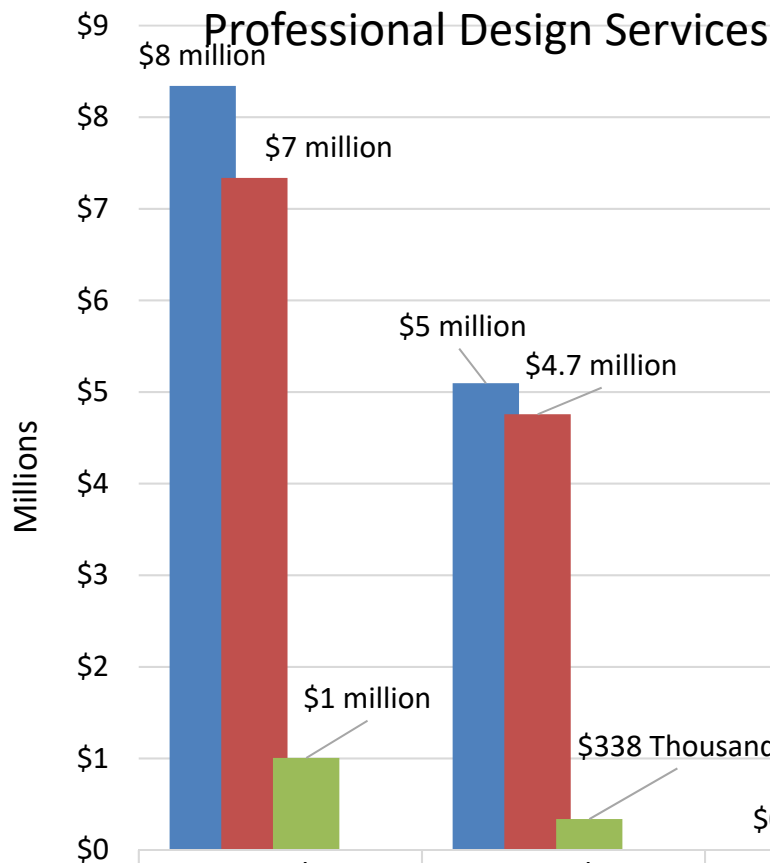
Gender	Total
MALE	\$10,914,998
FEMALE	\$20,861,513
Grand Total	\$31,776,511

Construction



Historical View

CONSTRUCTION	TOTAL CONTRACT AMOUNT \$	S/M/WBE COMMITMENT AMOUNT \$	S/M/WBE COMMITMENT AMOUNT %
Q2 FY '17	\$361,750	\$90,438	25%
Q2 FY '18	\$388,350	\$97,088	25%
Q2 FY '19	\$22,720,879	\$9,186,550	40%

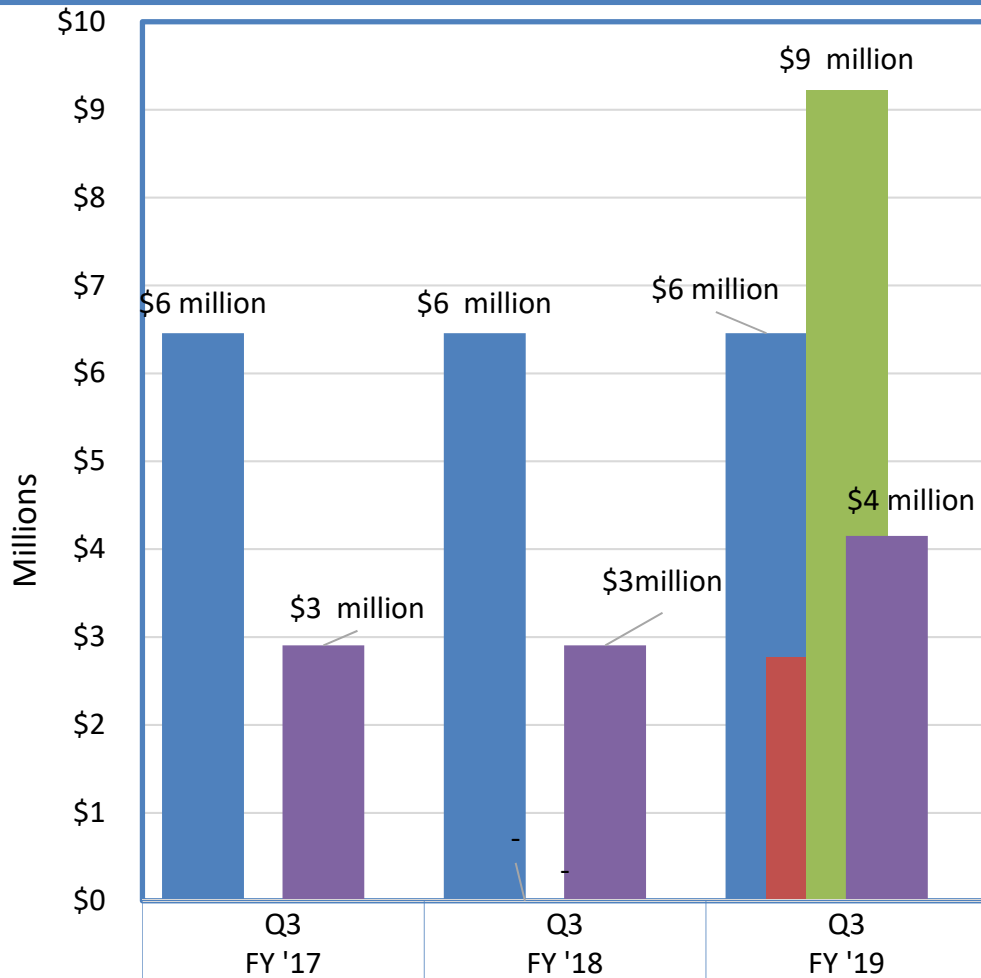


	Q3 FY '17	Q3 FY '18	Q3 FY '19
Professional Services Contract Value \$	\$8,341,449	\$5,095,800	\$0
S/M/WBE \$ / Professional Services	\$7,336,207	\$4,757,115	\$0
Non-Certified MWBE \$	\$1,005,242	\$338,685	\$0
S/M/WBE % / Professional Services	88%	93%	0%

Historical View

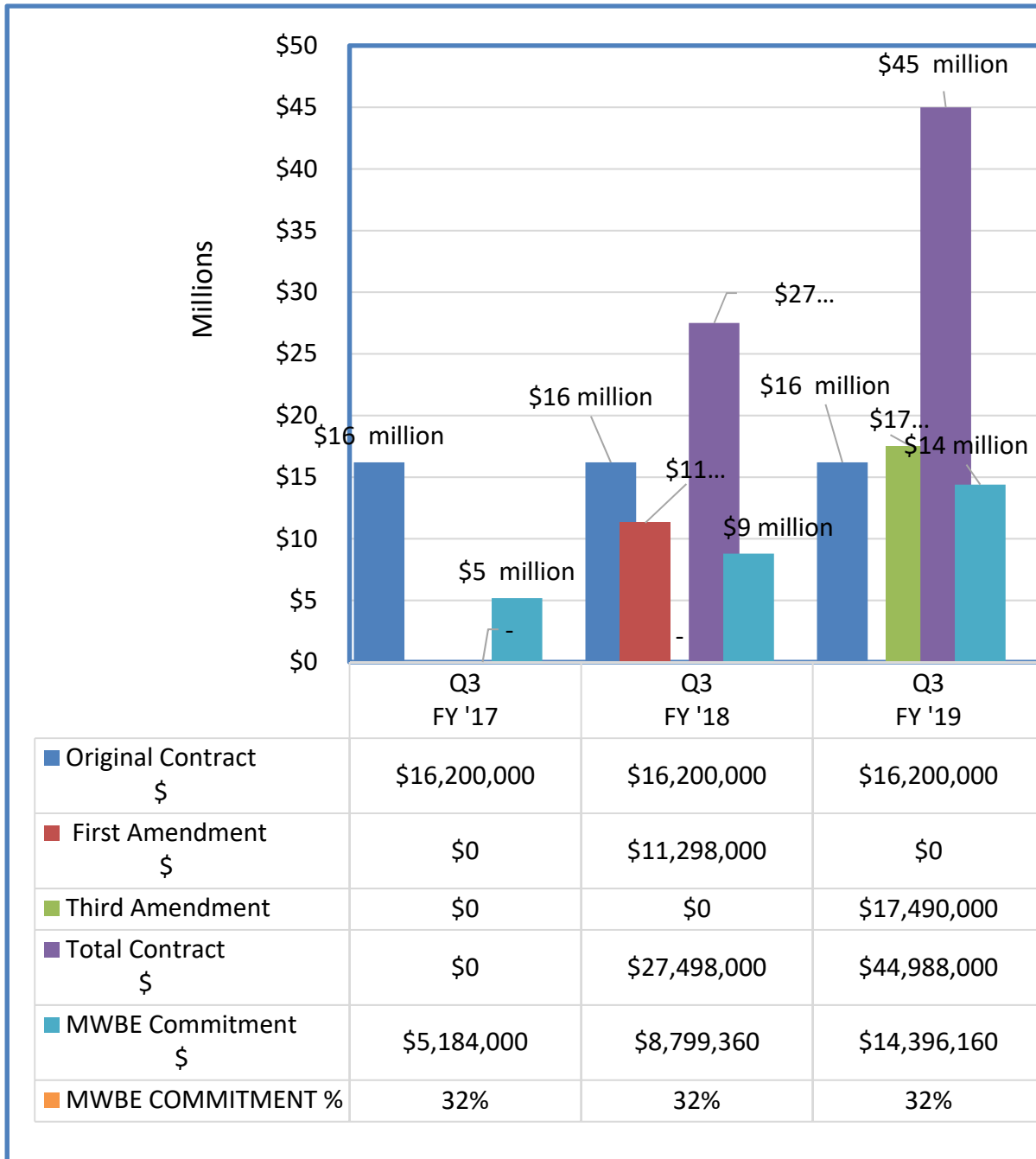
PROFESSIONAL SERVICES	Professional Services Contract Value \$	S/M/WBE/ Professional Services \$	Non-Certified MWBE \$	S/M/WBE/ Professional Services %
Q2 FY '17	\$4,162,250.00	\$2,513,715.00	\$1,648,535	60%
Q2 FY '18	\$5,954,010	\$4,388,317	\$1,565,693	74%
Q2 FY '19	\$1,290,000	\$827,825	\$462,175	64%

Cost and Program Control Services
Atkins North America Inc.



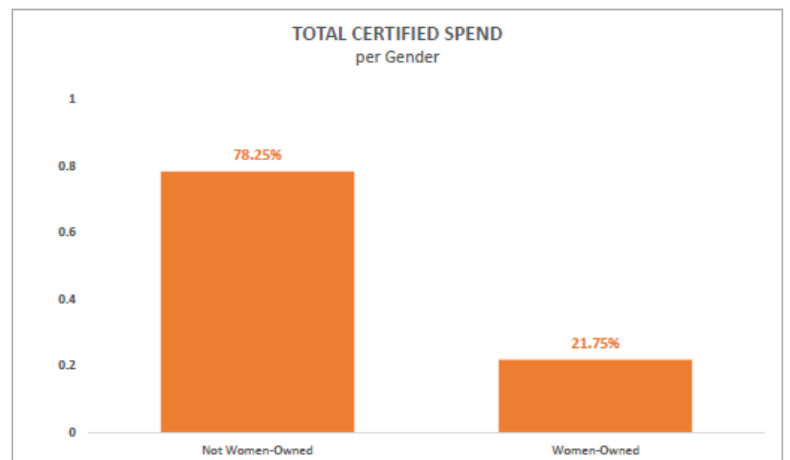
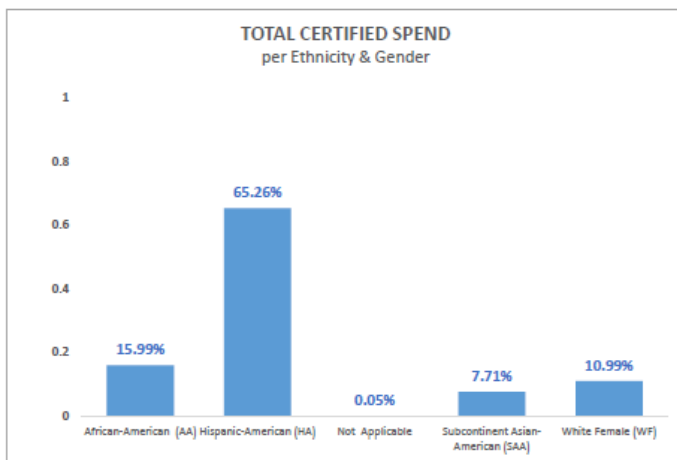
■ Original Contract Value			
\$	\$6,456,073	\$6,456,073	\$6,456,073
■ Amendment 2 - Value			
\$	\$0	\$0	\$2,767,500
■ Total Contract Adjusted Value			
\$	\$0	\$0	\$9,223,573
■ MWBE Commitment			
\$	\$2,905,233	\$2,905,233	\$4,150,608
■ SMWBE COMMITMENT %			
	45%	45%	45%

Owner's Representative Services SMWBE Commitment
CBRE / Heery Inc

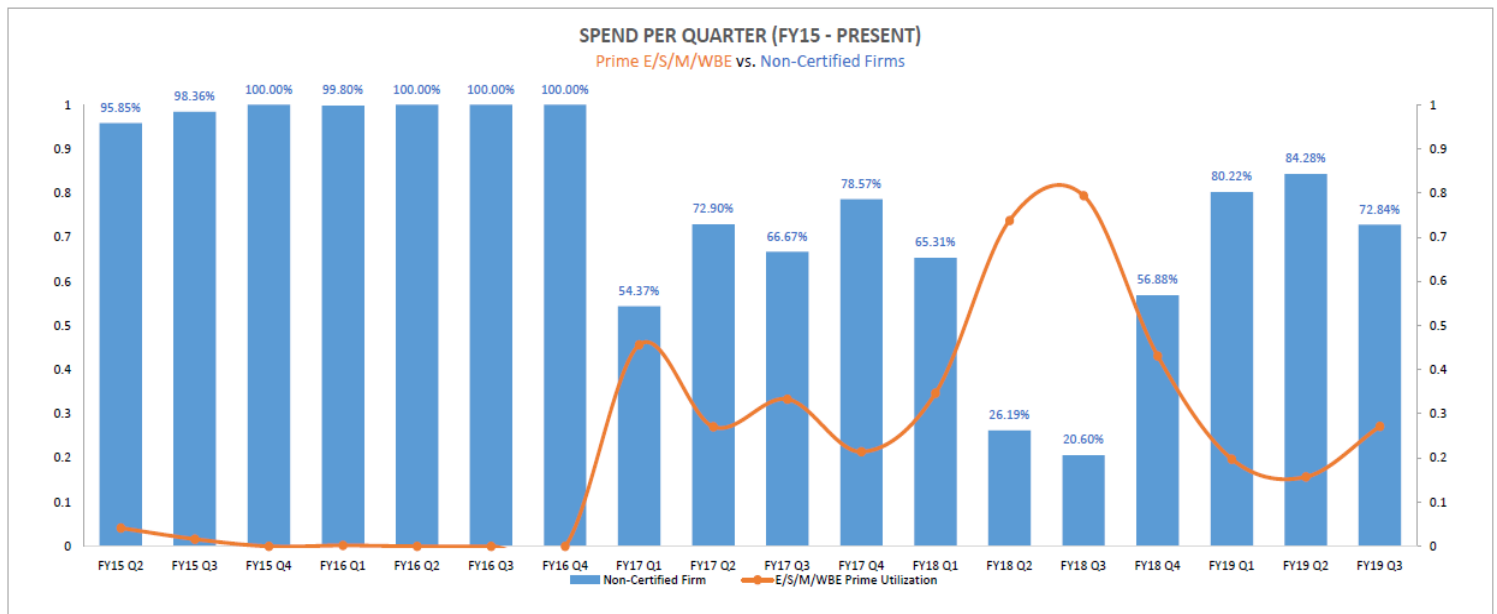



Value of Purchase Orders Issued to M/WBE Firms per SMART Category

S		M		A		R		T	
Safety ONLY	\$5,964,579	Music & Arts ONLY	\$0	Athletics ONLY	\$10,700	Renovation ONLY	\$15,131,514	Technology ONLY	\$0
						Renovation and Athletics	\$150,000		
						Renovation and Safety	\$49,841,890		
						Renovation and Music & Art	\$7,990,148		
						Renovation, Safety, and M&A	\$12,307,652		
						Renovation, Safety, and Ath.	\$7,824,879		
						Renovation, Athletics, M&A	\$52,000		
\$5,964,579		\$0		\$10,700		\$93,298,083		\$0	
\$99,273,362									



Spend Per Quarter FY '15 – Present





Section 8

Communications

Yvonne Garth, Garth Solutions/
CBRE | Heery



COMMUNICATIONS EXECUTIVE SUMMARY

COMMUNICATIONS by the Numbers



Principal
Letters

10



Outreach
Events

19



PCM
Meetings

25



Tweets

17

SMART Community Engagement

This quarter (ending March 31st, 2019), the SMART Team has continued to enhance its engagement strategies with schools and their surrounding communities, using a variety of methods that include face-to-face outreach events, digital media assets, social media content, online feedback tools, and printed materials.

In total, **44 public meetings were held this quarter** to promote transparency between all involved parties and stakeholders. These face-to-face events have helped to keep parents, administrators, and District officials engaged and aware of individual project expectations and developments.

The growing number of schools entering Construction has led to **increased site visits to capture photo and video** of ongoing work. Content gathered from these visits helps to enhance visual aspects of social media content and other public outreach material.

Methods of providing timely updates and **content for Board Members to distribute through their own channels** have been developed further over the quarter and will become an increasingly prevalent option for providing relevant information to the constituents of each District.



SEEKING COMMUNITY PERSPECTIVE

THE PUBLIC WEIGHS IN ON BUILDING ALTERNATIVES

As part of an overall goal to find the best Alternatives for Margate Elementary, McArthur High, and Plantation High campuses, the SMART Management Team turned to school community members for input on the choices available.

At the request of the School Board, community meetings were scheduled at each of the three schools to provide details regarding the alternative scope solutions and to receive feedback to gauge the preferred pathways forward.

Community Meeting Dates

- ▶ March 6, 2019 – **McArthur High School**
- ▶ March 15, 2019 – **Margate Elementary School**
- ▶ May 6, 2019 – **Plantation High School**


Surveys distributed in person and online were used to record public feedback and gain additional perspective on the presented scope alternatives. The results of these meetings and their supplemental surveys will be conveyed at an upcoming SBBC Workshop to help reach fully informed decisions for each school.



Project Charter Meetings

PROJECT CHARTER MEETINGS by the Numbers

This past quarter the Communications Team has focused on community meetings to update parents and staff regarding SMART projects at their school.



25
This Quarter

134
Total To Date

Project Charter Meetings continue to serve as effective means of communication between the SMART Program Team, school administrations, and surrounding communities. PCMs also provide the appointed Project Manager a chance to highlight milestones and address concerns directly. The materials used to build attendance, distribute information, and present key highlights are shown below.


PCM Invite



PCM Pamphlet



PCM Presentation





Project Charter Meetings (CONT'D.)

1-8-2019	Park Springs Elementary School
1/9/2019	Sunshine Elementary School
1/15/2019	Nob Hill Elementary School
1/16/2019	Welleby Elementary School
1/23/2019	James S. Hunt Elementary School
1/28/2019	Country Hills Elementary School
1/29/2019	Eagle Point Elementary School
2/4/2019	Plantation Park Elementary School
2/7/2019	Pines Middle School
2/11/2019	Atlantic West Elementary School
2/12/2019	Driftwood Elementary School
2/12/2019	South Plantation High School
2/13/2019	Deerfield Park Elementary School
2/20/2019	Bennett Elementary School
2/21/2019	Boulevard Heights Elementary School
2/27/2019	Dania Elementary School
2/28/2019	Tradewinds Elementary School
3/1/2019	Lauderhill Community School at Park Lakes Learning Center
3/5/2019	Crystal Lake Middle School



Atlantic West Elementary



Bennett Elementary



Boulevard Heights Elementary




Project Charter Meetings (CONTD.)


3/11/2019	McFatter Technical High School & Technical College
3/18/2019	Flamingo Elementary School
3/18/2019	Hallandale Magnet High School
3/19/2019	Palmview Elementary School
3/19/2019	Winston Park Elementary School
3/19/2019	Maplewood Elementary School



Country Hills Elementary



Flamingo Elementary



Dania Elementary



Eagle Point Elementary



Hallandale Magnet High



Deerfield Park Elementary



OUTREACH EVENTS

EVENTS by the Numbers

SMART Program Outreach Events vary in purpose and format but are unified in the aim to enhance community engagement with program initiatives ranging from project updates to contractor procurement.



Outreach
Events



19

This Quarter

184

Total To Date

1/15/2019	Greater Fort Lauderdale Alliance Leadership Council Meeting
1/23/2019	Meet the Prime (Sponsored by Messam Construction)
1/24/2019	Cooper City High School Weight Room Ribbon Cutting
1/26/2019	Kiwanis Club of Deerfield Beach Meeting
1/30/2019	Meet the Prime (Sponsored by Thornton Construction Company)
2/1/2019	2019 BCPS FF&E Vendor Fair
2/11/2019	James Rickards Middle School Pre-Construction Meeting
2/11/2019	Northeast High School Facility Community Meeting
2/13/2019	Stranahan High School Facility Community Meeting
2/22/2019	McNab Elementary School Pre-Construction Meeting
2/25/2019	Silver Lakes Middle School Pre-Construction Meeting
3/6/2019	McArthur High School Community Meeting
3/7/2019	District 5 School Safety Townhall Meeting
3/8/2019	Atlantic Technical, Arthur Ashe Jr. Campus Pre-Construction Meeting

OUTREACH EVENTS (CONTD.)

3/12/2019	Seagull Alternative High School Pre-Construction Meeting
3/13/2019	Sawgrass Springs Middle School Community Meeting
3/14/2019	Banyan Elementary School Pre-Construction Meeting
3/15/2019	Margate Elementary School Community Meeting
3/19/2019	Coral Springs High School Weight Room Ribbon Cutting



McArthur High School Community Meeting



Meet The Prime – Thornton Construction



Northeast High School Facility Community Meeting



Stranahan High School Facility Community Meeting

BOARD APPROVAL ANNOUNCEMENTS

Principal Letters

As a SMART Facilities Project progresses through Planning and Completion, principals are made aware of any new **Board Approval Milestones** along with relevant information regarding expectations and procedure.

10

Principal Letters Sent This Quarter



School Board approves key processes of individual SMART projects, usually in the transition from one phase to the next.



School principals are notified by the Executive Director of the SMART Program, including congratulations and important information.



Board approval principal letters help schools understand the status of SMART projects.



NOW AVAILABLE ONLINE:

**BOARD MILESTONES
EXPLAINED**



BOARD APPROVAL ANNOUNCEMENTS

(CONTD.)

1-15-2019	Approve Authorization to Advertise for Bids, Dave Thomas Education Center, The Tamara Peacock Company Architects of Florida, Inc. , SMART Program Renovations, Project No. P.001972
1-15-2019	Approve Authorization to Advertise for Bids, Oakland Park Elementary School, Jorge A. Gutierrez Architect, LLC , SMART Program Renovations, Project No. P.001895
1-15-2019	Approve Authorization to Advertise for Bids, Sunset Lakes Elementary School, The Tamara Peacock Company Architects of Florida, Inc. , SMART Program Renovations, Project No. P.001971.
1-15-2019	Construction Bid Recommendation of \$500,000 or greater – ITB 18-201C, Atlantic Technical College, Arthur Ashe Jr. Campus, Advanced Roofing, Inc. , SMART Program Renovations, Project No. P.001959.
1-15-2019	Construction Bid Recommendation of \$500,000 or greater – ITB 18-163C, Pompano Beach Elementary School, LEGO Construction Co. , SMART Program Renovations, Project No. P.001713.
1-15-2019	Construction Bid Recommendation of \$500,000 or greater – ITB 18-206C, Banyan Elementary School, Sagoma Construction Services, Inc. , SMART Program Renovations, Project No. P.001944.
2-05-2019	Construction Bid Recommendation of \$500,000 or greater – ITB 18-184C, Lake Forest Elementary School, Advanced Roofing, Inc. , SMART Program Renovations, Project No. P.001886.
2-20-2019	Construction Bid Recommendation of \$500,000 or greater – ITB 18-179C, Oakridge Elementary School, OAC Action Construction Corp. , SMART Program Renovations, Project No. P.001712.
2-20-2019	Construction Bid Recommendation of \$500,000 or greater – ITB 18-167C, Pompano Beach Middle School, Thornton Construction Company, Inc. , SMART Program Renovations, Project No. P.001721.
3-19-2019	Approve Construction Services Agreement (CM for CMAR Services) with James B. Pirtle Construction Company, Inc. d/b/a Pirtle Construction Company, Northeast High School for New Addition and Renovation to Building 12, Project No. P.002301, RFQ 19-091C.

BCPS Twitter

BCPS Twitter Activity

 **17**
Tweets



Connect with us for weekly updates

#BCPSSMARTFutures

1-08-2019	Welcome back @BrowardSchools ! While students were on winter break, the #BCPSSMARTFutures construction team was shoveling away at projects across the District. Improvements included HVAC, fire alarm systems, roofing, and more. @RobertwRuncie
1-24-2019	We're all pumped about the brand new Cooper City High Fitness Center received through the #BCPSSMARTFutures Program, but none as pumped as @RobertwRuncie , who took the opportunity to work out with the @CooperCityHigh Cowboys at today's ribbon cutting ceremony. @browardschools
1-31-2019	The #BCPSSMARTFutures team has been working hard on the roofing replacement for @CoconutCreekES , and we're excited to share that improvements are now nearing completion. @browardschools @RobertwRuncie
1-31-2019	It's an amazing feeling to see our #BCPSSMARTFutures School Choice Enhancement efforts come to life, as it has for @MaplewoodElem students who can now enjoy their newly renovated playground. @browardschools
2-8-2019	Time for a concrete fact: @blanche_ely high school's outdoor dining pavilion is making some significant progress, with the #BCPSSMARTFutures team pouring the foundation Thursday afternoon and marking a major step forward for the project.



BCPS TWITTER (CONTD.)

2-10-2019	Inclusion of local business remains important to us & at recent Meet the Prime events we had vendors, suppliers & contractors come out to learn about upcoming bid opportunities with @browardschools . Stay tuned for future event by visiting http://browardschools.com/sdop #BCPSSMARTFutures
2-24-2019	This week our schools in construction for #BCPSSMARTFutures continued to make progress on their campus renovations. Check out some of the footage we got of the roofing repairs being done at @StranahanDragon . @browardschools @RobertwRuncie
2-24-2019	#BCPSSMARTFutures is bringing a 20-classroom addition to @FlanaganHigh and construction is well underway. Our team got a birds-eye view of the progress being made, with contractors framing walls for the big lift. @browardschools @RobertwRuncie
2-24-2019	#BCPSSMARTFutures SCEP team is helping our students at Coral Springs High School stay tech savvy with their new laptops in hand! @browardschools @RobertwRuncie @principalCSHS
2-25-2019	Parents, school staff, and community members were engaged and eager to hear about the upcoming #BCPSSMARTFutures improvements happening at @Bennett_ES @browardschools @RobertwRuncie
03-05-2019	@CastleHillElem students and staff are loving their new murals, digital marquee, and production equipment! They may have some future film directors in training, thanks to the #BCPSSMARTFutures SCEP team! @browardschools @RobertwRuncie
03-12-2019	Last week, walls for the new 20 classroom addition @FlanaganHigh were "tilted up" over the course of 3 days by the hard-working #BCPSSMARTFutures team on site. An entire building now stands where there was nothing a week before @browardschools @RobertwRuncie
03-15-2019	Students at Coral Springs High School couldn't wait to try out their new weight room provided by the #BCPSSMARTFutures program. Today's Ribbon Cutting celebrated the grand opening of the facility. @browardschools @principalCSHS @RobertwRuncie
03-15-2019	Thank you @MargateElem community for sharing your input about SMART improvements coming to your campus. @browardschools #BCPSSMARTFutures
03-29-2019	#BCPSSMARTFutures team is hard at work over spring break @CastleHillElem with the replacement of the HVAC chiller, early stages of roofing, restroom improvements and more. @browardschools @RobertwRuncie

BCPS TWITTER (CONT'D.)

03-29-2019	Students and staff at C. Robert Markham Elementary @mhe1671 are staying hydrated with their new water bottle filling stations along with the new office furniture and cafeteria tables, provided by the #BCPSSMARTFutures program. @browardschools @RobertwRuncie
03-29-2019	@GatorRunElem students are engaged with their #BCPSSMARTFutures School Choice Enhancement items. The school received Media Center furniture, Kindle Fire tablets, Recordex, Apple Ipad, and more @browardschools

Video Format



Frank Girardi @FrankGirardi15 · Mar 12

Last week, walls for the new 20 classroom addition @FlanaganHigh were "tilted up" over the course of 3 days by the hard-working #BCPSSMARTFutures team on site. An entire building now stands where there was nothing a week before [@browardschools](#) [@RobertwRuncie](#)



0:22 1,067 views

4 8 33

Primary Renovation Update



Frank Girardi @FrankGirardi15 · Mar 29

#BCPSSMARTFutures team is hard at work over spring break @CastleHillElem with the replacement of the HVAC chiller, early stages of roofing, restroom improvements and more. [@browardschools](#) [@RobertwRuncie](#)



2 10

Meeting Update



Frank Girardi @FrankGirardi15 · Feb 25

Parents, school staff, and community members were engaged and eager to hear about the upcoming #BCPSSMARTFutures improvements happening at @Bennett_ES [@browardschools](#) [@RobertwRuncie](#)



4 11

Ribbon Cutting



Frank Girardi @FrankGirardi15 · Mar 15

Students at Coral Springs High School couldn't wait to try out their new weight room provided by the #BCPSSMARTFutures program. Today's Ribbon Cutting celebrated the grand opening of the facility. [@browardschools](#) [@principalCSHS](#) [@RobertwRuncie](#)



1 6 45

